

2010-11 COLORADO MEN'S BASKETBALL

GAME #35

vs. Texas Southern Tigers
(19-12, 16-2 SWAC)
Wednesday, March 16, 7:02 p.m. (MST)

Television: ESPN3.com
Dave Armstrong (p-b-p),
Bill Herenda (analyst)

760-AM KKZN: Mark Johnson (p-b-p)

Series vs. Texas Southern: CU leads 1-0 (88-77, Nov. 18, 2009)

CU is 8-0 all-time vs. the Southwestern Athletic Conference;
Buffs defeated Alcorn State, 91-51 (Nov. 23).



COLORADO PROBABLE STARTERS

Pos/No	Player	Ht	Wt	Yr	Hometown	PPG	RPG	APG
G 1	Nate Tomlinson	6-3	190	Jr.	Sydney, Australia	3.2	1.7	2.4
G 5	Marcus Relphorde	6-7	220	Sr.	Chicago, Ill.	11.5	4.3	2.3
G 10	Alec Burks	6-6	195	So.	Grandview, Mo.	20.1	6.4	2.9
G 11	Cory Higgins	6-5	180	Sr.	Danville, Calif.	15.8	3.4	2.4
F 33	Austin Dufault	6-9	225	Jr.	Killdeer, N.D.	7.0	4.1	0.6

OFF THE BENCH

G 2	Shannon Sharpe	6-1	200	R-Fr.	Corona, Calif.	1.9	1.3	1.2
G 21	André Roberson	6-7	195	Fr.	San Antonio, Texas	6.4	7.8	^1.4
G 24	Levi Knutson	6-4	200	Sr.	Littleton, Colo.	12.0	2.9	1.0

^=steals

2010-11 COLORADO SCHEDULE (21-13, 8-8 Big 12)

Date	Opponent (TV)	Result/Time
Fri. Nov. 12	IDAHO STATE (FSN RM)	W, 88-80
Tue. Nov. 16	at Georgia (FSN RM)	L, 74-83
Sat. Nov. 20	at San Francisco	L, 81-83 (ot)
Tue. Nov. 23	ALCORN STATE (FSN RM)	W, 91-51
Sun. Nov. 28	at Harvard	L, 66-82
Tue. Nov. 30	TEXAS-PAN AMERICAN (FSN RM)	W, 83-64
Sat. Dec. 4	^OREGON STATE (ESPNU)	W, 83-57
Wed. Dec. 8	COLORADO STATE (FSN RM)	W, 90-83 (ot)
Fri. Dec. 17	THE CITADEL (FSN RM)	W, 89-61
Sun. Dec. 19	LONGWOOD (FSN RM)	W, 104-59
Wed. Dec. 22	%vs. New Mexico	L, 76-89
Thr. Dec. 23	%vs. Indiana	W, 78-69
Wed. Dec. 29	MD EASTERN SHORE (FSN RM)	W, 92-65
Sun. Jan. 2	at Cal State Bakersfield	W, 85-73
Wed. Jan. 5	WESTERN NEW MEXICO (BUFFS TV)	W, 92-70
Sat. Jan. 8	*9/8 MISSOURI (Big 12 Network)	W, 89-76
Wed. Jan. 12	*at 21/20 Kansas State (ESPNU)	W, 74-66
Sat. Jan. 15	*OKLAHOMA STATE (Big 12 Network)	W, 75-71
Tue. Jan. 18	*at Nebraska (ESPN2)	L, 67-79
Sat. Jan. 22	*at Oklahoma (Big 12 Network)	L, 60-67
Tue. Jan. 25	*6/6 KANSAS (Big 12 Network)	L, 78-82
Sat. Jan. 29	*at Baylor (Big 12 Network)	L, 66-70
Tue. Feb. 1	*IOWA STATE (FSN RM)	W, 95-69
Sat. Feb. 5	*at 14/15 Missouri	L, 73-89
Wed. Feb. 9	*22/22 TEXAS A&M (ESPNU)	L, 70-73 (ot)
Sat. Feb. 12	*KANSAS STATE (ESPNU)	W, 58-56
Sat. Feb. 19	*at 1/1 Kansas (ESPN)	L, 63-89
Wed. Feb. 23	*at Texas Tech (TTSN)	W, 71-68
Sat. Feb. 26	!*5/5 TEXAS (Big 12 Network)	W, 91-89
Wed. Mar. 2	!*at Iowa State (CTN)	L, 90-95
Sat. Mar. 5	*NEBRASKA	W, 67-57
Wed. Mar. 9	**vs. Iowa State (Big 12 Network)	W, 77-75
Thr. Mar. 10	**vs. 19/23 Kansas State (Big 12 Network)	W, 87-75
Fri. Mar. 11	**vs. 2/2 Kansas (Big 12 Network)	L, 83-90
Wed. Mar. 16	#vs. TEXAS SOUTHERN	

*-Big 12 Conference

**-Big 12 Championships (Kansas City, Mo.)

%-10th Annual Las Vegas Classic (CBS College Sports Network)

^-Big 12/Pac-10 Harwood Series

#- National Invitational Tournament

!-ESPN Full Court; (FSN RM) FSN Rocky Mountain

(TTSN) - Texas Tech Sports Network

(CTN) - Cyclone Television Network

Men's Basketball Contact: Andrew Green

Office: (303) 492.3812 **Cell:** (720) 470.9780

E-Mail: andrew.green@colorado.edu

TEXAS SOUTHERN TIGERS

Pos/No	Player	Ht	Wt	Yr	Hometown	PPG	RPG	APG
G 11	Lawrence Johnson-Danner	6-4	180	Fr.	Detroit, Mich.	12.9	2.4	1.1
F 3	Daniel King	6-8	199	Jr.	Panama, Panama	5.0	5.5	0.9
F 4	Travele Jones	6-8	205	Sr.	Los Angeles, Calif.	15.9	6.9	1.8
F 13	Kevin Galloway	6-7	215	Sr.	Sacramento, Calif.	11.1	7.0	6.0
F 25	Timothy Price	6-11	210	Jr.	Houston, Texas	2.1	2.4	0.2

NIT RESUME: Colorado brings an 8-7 record into the National Invitational Tournament. Their last appearance was 2005-06 (also a 20-win season losing to Old Dominion, 79-61, Mar. 15). The 1939-40 won the title, while the 1954-55 and 1990-91 teams finished in third place [2006: 0-1; 2004: 0-1; 2000: 0-1; 1999: 1-1; 1995: 0-1; 1941: 4-1; 1940: 2-0; 1938: 1-1].

TOP-20 WOODEN LIST: Sophomore Alec Burks was named one of 20 finalists this week on the John R. Wooden List honoring the top collegiate player. Burks is one of four Big 12 players named.

HARDWARE: Alec Burks became the first CU player in the 15-year history of the Big 12 Championships to be named to the all-tournament team. He averaged 25.3 points, 8.7 rebounds, 5.7 assists, and two steals per game helping the Buffs advance to the conference semifinals for the first time • Big 12 Conference award winners: Levi Knutson (co-sixth man; Alec Burks (unanimous first team); Cory Higgins (third team).

MORE BURKS: Alec Burks is one of four players nationally (Marshon Brooks, Providence; Norris Cole, Cleveland State; and Orlando Johnson, UC Santa Barbara) to average more than 20 points, 6 rebounds, and 2.5 assists per game • Burks is the only player in the Big 12 to rank in the top 12 in the conference-only games in points (20.0; 2nd), rebounds (7.6; T-3rd), and assists (2.8; 12th) • Currently averaging 20.1 ppg. the most in a season since Donnie Boyce averaged 22.4 during 1993-94 (18 years ago) • Burks ranks second nationally among sophomore scorers and first among Big 12 scorers (all games) in points per game (20.1)

ON THE GLASS: Andre Roberson ranks tied for sixth nationally among freshmen in rebounds per game (7.8). He is fourth among freshmen on NCAA Tournament teams behind Ohio State's Jared Sullinger, Kentucky's Terrence Jones, and Texas' Tristan Thompson, and 107th overall.

2010-11 Team Averages

	CU	Big 12	TSU
Points	79.6	74.2	63.9
Pts. Allowed	73.7	74.8	64.6
Scoring Margin	+5.9	-0.6	-0.7
Field Goals	27.8	25.8	21.4
Field Goal Att.	59.0	58.8	61.9
Field Goal Pct.	.471	.438	.427
3-pt FGs	6.0	6.3	5.7
3-pt FG Att.	16.0	16.4	18.9
3-pt FG Pct.	.378	.385	.302
FTM	18.0	16.4	15.4
FT Att.	23.1	20.9	24.5
FT Pct.	.779	.784	.629
Off. Rebs.	11.7	11.8	10.2
Def. Rebs.	24.1	23.9	34.7
Total Rebs.	35.8	35.7	34.7
Reb. Margin	+2.4	+1.4	-0.8
Fouls	18.9	18.9	18.6
Turnovers	11.9	12.4	16.7
Assists	13.5	12.1	12.2
Blocks	3.0	2.9	3.5
Steals	6.8	5.8	8.0

CU RECORD BOOK: Cory Higgins sits in fourth place on the school scoring list (1,928), 13 points from third overall.

• Burks has scored 682 points, ranking third in season points (2nd place: 699; 1st place: 729). He's the seventh CU player to score over 600 points, and first player since 1990-91 when two players scored 600 or more (Shaun Vandiver 699, Stevie Wise 655).

• Andre Roberson is tied for 14th in seasonal rebounds (265).

• Levi Knutson is eighth in season three-pointers (72); tied for eighth in career treys (120); and third all-time with a 39.6 percentage (120-for-303).

• Burks is 18th in career scoring (1,194, 64 games, 18.7 ppg.).

CU RECORDS: The Buffaloes won a school-record 15 victories at home, in addition set four attendance marks: most sellouts a season (5); all games (117,306); conference total (78,472); and conference average (9,809) • Tonight the Buffs will play their 35th game of the season, a school record • A win tonight ties the school mark for wins in a season (22), the fifth time in school history with 20 or more wins in a season.

OTHER RECORDS close to falling:

2010-11 Totals	Record
945 FGs Made	996, 1990-91
2005 FG Attempts	2026, 1998-99
.378 3-FG%	.388, 2010-11
2706 points	2717, 1990-91
611 FTs made (1st)	-
.779 FT% (1st)	-

others in top-10 entering tonight's game:
784 FT attempts (third)
543 3-FG attempts (fourth)
205 made 3-pointers (fifth all-time)
403 turnovers (6th)
1218 rebounds (8th)
47.1 FG% (ninth)

RARE FEAT LOOMING: Four CU players have made over 100 field goals this season, the most by a CU team since 2004-05. The feat ties six other teams in school history. Entering tonight's game, Austin Dufault has 98 FGs made. No CU team has ever had five players in one season with over 100 made field goals.

BIG 12 TRENDS: CU has won five of its last seven games • CU has surpassed their Big 12 Conference win total in the last four years (eight) and have won 21 games, the most since winning 22 in 1996-97 (NCAA Team).

Co-Big 12 SIXTH MAN: Senior guard Levi Knutson has 11 games in double-digits in Big 12 play with a career conference high 21 points in the upset win over Texas; he also came off the bench with 18 points at Texas Tech; 16 points with four treys at Iowa State (more Levi pages 5, 22, 23).

• 15 games coming off the bench, Knutson is averaging 12.7 points per game (50.8 FG%) with 2.6 treys a game. He also averaging 50.0 from the 3-point arc.

• Knutson has made a three-pointer in 22-straight games; 32 of 34 games this season with at least one three-pointer • Knutson has led CU in scoring four times this season (five career).

SECOND ALL-TIME: Head coach Tad Boyle ranks second all-time among first-year CU head coaches at the helm.

*Ricardo Patton	1996-97	22-10	.688
Tad Boyle	2010-11	21-12	.636
Joe Harrington	1990-91	19-14	.576
Sox Walseth	1956-57	14-9	.609

*--first full-season; Patton named interim coach midway through the previous year going 4-9.

BURKS UP CLOSE: Became the 27th player in school history to score 1,000 points in 55 games • Currently has 1,194 points for 18th overall (64 games, 18.7 ppg.) • Led the Buffs in scoring 12 of 16 games; rebounding eight games in last 16 games; in assists seven times in last 16 games • 20 games over 20 points this season. BIG 12 GAMES: 12 games over 20 points • 20+ point games in 13 of his last 19 games • led CU nine times in rebounds (three shared) and in assists nine times (twice shared)

MOST POINTS SCORED IN A SEASON: Alec Burks scored 76 over the three games played (25.3 ppg.) at the big 12 Championships. Here's the top-10 for most scored in a CU season:

1) Cliff Meely	729	1970-71
2) Shaun Vandiver	699	1990-91
3) Alec Burks	682	2010-11
4) Shaun Vandiver	668	1989-90
5) Cliff Meely	667	1968-69
6) Stevie Wise	655	1990-91
7) Scott Wilke	601	1987-88
8) Stevie Wise	599	1989-90
9) Cory Higgins	587	2009-10
10) Donnie Boyce	582	1993-94

FOUR CU RECORDS: This season Cory Higgins has etched his name atop four school records: games played (128), games starts (127), career FTs made (552) and career minutes (4,354).

FREE SHOTS = FREE POINTS: Alec Burks and Cory Higgins are a combined 373-for-442 (84.4 percent) from the free throw line this season. The rest of the team is 238-for-342 (69.6). As a team, the Buffs are fifth nationally (77.9).

CU MILESTONE CLUB: Cory Higgins is the 18th player in school history to score over 1,000 points (1,928) with 500 rebounds in a career (539). However, he's only the second player in school history to score over 1,800 points, grab 500 rebounds, handout out 300 assists (307), and having over 150 steals (189). Donnie Boyce (1991-95) is the only other player.

SCORING: Alec Burks and Cory Higgins have led CU one-and-two in scoring 38 of their 64 games together, 19 times this season • Leading CU in scoring: Burks 22 times (one shared); Higgins six times (one shared); Levi Knutson four times; Austin Dufault, Marcus Relphorde once each • Burks netted scoring double figures 32 of 34 games; Higgins 30 of 34 games; Knutson 24 of 34; Relphorde 22 of 34 • Dufault and Marcus Relphorde are the only players to start every game (34).

GRABBING HISTORY: Andre Roberson is making a run at CU history by becoming the first freshman to lead the team in rebounding, steals and blocked shots in the same season.

Note: No freshman has led in all three at season's end (Scott Wilke 1987-88 and Joe Cooper 1980-81 are the only players of any class to lead all three). **Note:** Only Matt Bullard as a freshman in 1985-86 led CU in two of these three categories (rebounds and blocks).

Roberson would become only the fourth freshman ever in Big 12 play to lead his team in rebounding, blocks steals. Here are the others who have performed that feat: **Michael Beasley, Kansas State:** 2007-08: 408 rebounds, 54 blocks. 42 steals. **Antoine Wright, Texas A&M:** 2002-03: 186 rebounds, 20 blocks, 35 steals. **Kevin Durant, Texas:** 2006-07: 390 rebounds, 67 blocks, 66 steals.

CU Freshmen who led the team in rebounding that season

Andre Roberson	*265	2010-11
Matt Bullard	179	1985-86
Alec Burks	150	2009-10

*-highest freshman total to ever lead any CU team

TRENDS: Four players are averaging 10 or more points a game in the team's 21 wins • The Buffs are 14-3 when scoring 80+ points • CU is 17-1 with a higher shooting percentage; 16-2 when outrebounding the

CU Basketball Roster

No.	Student-Athlete	Pos.	Ht.	Wt.	Cl.	Exp	Hometown (High School/Previous College)
1	Nate Tomlinson	PG	6-3	190	Jr.	2L	Sydney, Australia (Lee Academy [Maine])
2	Shannon Sharpe	PG	6-1	200	Fr.	RS	Corona, Calif. (Centennial)
3	Trent Beckley	F	6-9	240	Sr.	3L	Vail, Colo. (Battle Mountain HS)
5	Marcus Relphorde	G	6-7	220	Sr.	1L	Chicago, Ill. (Homewood-Flossmoor/ American Christian School [Alston, Pa.]/St. Louis
10	Alec Burks	G	6-6	195	So.	1L	Grandview, Mo. (Grandview)
11	Cory Higgins	G	6-5	180	Sr.	3L	Danville, Calif. (Monte Vista/ The Pendleton School [Bradenton, Fla.])
14	Javon Coney	G	6-3	210	Sr.	3L	Chicago, Ill. (Latin HS)
15	*Shane Harris-Tunks	C/F	6-11	250	So.	1L	Liverpool, New South Wales, Australia (Australian Institute of Sport)
21	André Roberson	G	6-7	195	Fr.	HS	San Antonio, Texas (Wagner)
24	Levi Knutson	G	6-4	200	Sr.	3L	Littleton, Colo. (Arapahoe)
32	Ben Mills	C	7-0	215	Fr.	HS	Hartland, Wis. (Arrowhead)
33	Austin Dufault	F	6-9	225	Jr.	2L	Killdeer, N.D. (Killdeer)
55	Trey Eckloff	F	6-10	235	Jr.	2L	Englewood, Colo. (Cherry Creek)

Head Coach: Tad Boyle (Kansas '85)

Assistant Coaches: Jean Prioleau (Fordham '92); Mike Rohn (McPherson College '90); Tom Abatemarco (Dowling College '73)

Director of Basketball Operations: Rodney Billups (Denver 2005)

*-Harris-Tunks tore his left ACL in October 28 practice and will not play this year. He has three years remaining.

PRONUNCIATIONS

Dufault: DO - fault Knutson: Kuh - Nute - sun Relphorde: REL - ferd Roberson: ROB - ber - son

opponent (at OU, at Mizzou only losses); 13-2 when their bench out-scores the opponent (at OU, at BU); 10-0 when shooting 50 percent or higher; 14-3 when leading at the half • Eight times this season CU has scored 90+ scoring games tying the most in school history with the 1989-90 team. The 2001-02 and the 1990-91 teams did it seven times.

MORE TRENDS: CU committed just five turnovers in the home win over Nebraska, their lowest all season and lowest as a team since having four in a 64-63 loss at Iowa State in 2009-10. This season, the Buffs have committed single-digit turnovers 11 times • CU has forced more turnovers than it has committed in 23 of 34 contests this year.

IN ELITE COMPANY... ALEC BURKS (Through Monday, March 16):

CU Leaders in Career Points Per Game

1. Cliff Meely	1969-71	24.3
2. Shaun Vandiver	1989-91	20.6
3. Donnie Boyce	1991-95	18.8
4. Alec Burks	2009-pres.	18.7
5. Chauncey Billups	1995-97	18.5

ALL SEASONS SINCE 1996-97: In the last 15 years (the history of the Big 12 Conference), CU is on record pace in all six categories.

Years	PPG	FG %	3-Pt.%	FT%	To	W's
2010-11	79.6	.471	.378	.779	11.9	21
2009-10	74.6	.473	.388	.766	13.2	15
2008-09	62.9	.454	.346	.731	14.1	9
2007-08	62.4	.451	.343	.684	13.4	12
2006-07	69.1	.417	.313	.655	17.5	7
2005-06	76.8	.434	.342	.646	14.0	20
2004-05	71.6	.435	.353	.629	14.4	14
2003-04	74.2	.464	.372	.621	14.6	18
2002-03	75.2	.443	.326	.669	14.0	20
2001-02	79.7	.453	.357	.677	17.0	15
2000-01	80.6	.460	.359	.715	16.5	15
1999-00	75.2	.426	.339	.686	14.3	18
1998-99	73.1	.414	.344	.702	14.7	18
1997-98	71.4	.404	.346	.688	14.3	13
1996-97	73.1	.420	.362	.681	13.9	22

ON THE ROAD: The last time CU won three Big 12 road games was 1996-97 (made NCAA Tournament) • The Buffs have won three true road games this season, the most since winning three in 2007-08 (all those wins in state of Colorado) • Wins at Texas Tech and No. 21/20 K-State equal two Big 12 roads in the same season since 2005-06 season (at Missouri, at Oklahoma State).

BIG 12 HONOR: Alec Burks was named Big 12 Player of the Week for games of February 21-27 in voting by a panel of media covering the Conference. It is the second honor this year for Burks, who was named back on January 10. Burks averaged 23.5 points, nine rebounds, and three assists per game helping the CU men's basketball team to a 2-0 week with wins over No. 5 Texas (91-89) and at Texas Tech (71-68). The 2-0 week is the first unbeaten week for the Buffaloes since beginning the conference season with three consecutive victories.

Burks scored 24 of his game-high 33 points in the second half rallying the Buffs from a 22-point deficit against the Longhorns. He also grabbed 10 rebounds for his third double-double on the season and handed-out four assists.

In the win at Texas Tech, the sophomore guard from Grandview, Mo. scored 14 points with eight rebounds. In CU's upset victory over Texas, Burks led a CU second half surge scoring 11 of the team's next 14 points pulling the Buffs to 58-55 with 12:55 remaining after trailing 58-43. CU scored a season-best 58 points in the second half on 58.1 percent shooting.

ROBERSON - CU FRESHMAN LIST

Freshman Bests - Season (Most Rebounds)

- 1) **Andre Roberson, 2010-pre. 265**
- 2) Stephane Pelle, 1999-00 218

Freshman Bests -Season (Most Steals)

- 1) Donnie Boyce, 1991-92 68
- 3) **Andre Roberson, 2010-pre. 48**
- Richard Roby, 2004-05 48

Freshman Bests -Season (Blocks)

- 1) Carlton Carter, 1998-99 39
- 2) **Andre Roberson, 2010-11 38**

SCHOOL INFORMATION

Location.....	Boulder, Colo.
Founded	1876
Enrollment.....	30,128
Colors	Silver, Black, Gold
Nickname.....	Buffaloes (Buff)s
Mascot.....	Ralphie V, the Buffalo
Arena.....	Coors Events/Conference Center (11,064)
Elevation	5,345
NCAA Affiliation/Conference.....	Division I/The Big 12
President.....	Bruce Benson (Colorado '64)
Chancellor	Phil DiStefano (Ohio State '68)
Faculty Rep .	David Clough (Case Institute of Technology '68)
Director of Athletics.....	Mike Bohn (Kansas '83)
Web Site	www.CUBuffs.com
Big 12 web page	www.Big12sports.com
Athletic Department.....	303/492.7931
Ticket Office.....	303/492.8337

HISTORY

First Year of Basketball.....	1901-02 (109 Years)
All-Time Record	1,146-1,104 (.509); 2,250 games
NCAA Berths.....	10
(Won 9, Lost 12; two third place finishes in '42, '55)	
Last Appearance.....	2002-03 (lost to Michigan State, 1st Rd.)
NCAA Appearances	2003, 1997, 1969, 1963, 1962, 1955, 1954, 1946, 1942, 1940
NIT Appearances	8
..... (Won 8, Lost 7; won 1940 NIT; 1938 runner up)	
Last NIT Appearance....	2005-06 (lost Old Dominion, 1st Rd.)
Last Conference Title.....	1968-69 (Big 8)
..... Big 8 (1962, 1963, 1969); Big 7 (1955)	
Mountain State Conference titles (1938, '39, '40, '42).....	4
League Championships Prior to 1924	13
Overall Conference Titles	22
Big 12 Championships	0
Big 12 Tournament Record.....	7-15

MEDIA INFORMATION

Radio Station/Phone	KKZN-760 AM/303/359.1271
Announcers	Mark Johnson (play-by-play) Chris Lewis (analyst)

TEAM INFORMATION

2009-2010 Overall Record.....	15-16
..... Home: 13-3 Away: 2-10 Neutral: 0-3	
Conference Record/Finish.....	6-10/8th
Starters Returning.....	5
Letterwinners Returning/Lost.....	9/4
Newcomers.....	4
Seniors (4)	Javon Coney, Cory Higgins, Levi Knutson, Marcus Relphorde
Senior-Transfer (1).....	Carlton Brown (Utah)
Juniors (3)	Austin Dufault, Trey Eckloff, Nate Tomlinson
Junior-Transfer (1)	Sabatino Chen (Denver)
Sophomores (2).....	Alec Burks, Shane Harris-Tunks
Redshirt-Freshman (1).....	Shannon Sharpe
Freshmen (2)	Ben Mills, André Roberson
Student-Athletes Lost (4)	Trent Beckley (graduation), Casey Crawford (graduation), Dwight Thorne II (graduation), Keegan Hornbuckle (transfer)

FREE THROW SHOOTING: Here's a look at the current team at the charity stripe with under five and two minutes to play.

5:00-2:01	Knutson:	8-of-8	100%
Percentages	Sharpe:	2-of-2	100%
	Higgins:	33-of-34	97.1%
	Tomlinson:	5-of-6	83.3%
	Dufault:	3-of-4	75.0%
	Relphorde:	11-of-16	68.8%
	Burks:	36-of-54	66.7%
	Roberson:	2-of-4	50.0%

2:00-0:00	Coney:	2-of-2	100%
Percentages	Eckloff:	2-of-2	100%
	Relphorde:	17-of-19	88.2%
	Knutson:	14-of-16	87.5%
	Higgins:	40-of-47	85.1%
	Burks:	73-of-88	83.0%
	Sharpe:	7-of-9	81.8%
	Tomlinson:	13-of-16	81.3%
	Dufault:	2-of-4	50.0%
	Roberson:	5-of-12	41.7%

OT Percentages	Higgins:	11-of-11	100%
	Knutson:	4-of-4	100%
	Burks:	3-of-4	75.0%
	Relphorde:	2-of-3	66.7%

Combined Total	Coney:	2-of-2	100%
	Higgins:	84-of-92	91.3%
	Knutson:	26-of-29	89.7%
	Tomlinson:	18-of-22	81.8%
	Sharpe:	9-of-11	81.8%
	Relphorde:	30-of-38	79.0%
	Burks:	112-of-146	76.7%
	Dufault:	5-of-8	62.5%
	Roberson:	7-of-16	43.8%

STREAKS: CU's upset of K-State and Missouri produced back-to-back wins over nationally ranked opponents in school history, a school first • Coach Boyle is the first CU head coach to win his first two league games since H.B. Lee (1950-51) and the first CU coach since Henry Iba (1933-34) to win his first three conference games • Against K-State, CU's first win on the road in 31 attempts against a nationally ranked opponent (Jan. 11, 1997, #20 at Texas Tech)—14 years • The pair of nationally ranked upsets was a first since 2002-03 when the Buffs defeated four schools that season, it's also last time CU reached the NCAA Tournament • CU swept K-State for the first time since the 2003-04 season.

SIXTH MAN: In 12 of 16 Big 12 games, senior Levi Knutson made his name known as a solid sixth man (Co-Big12 Sixth man award winner).

15 BIG 12 GAMES OFF THE BENCH (including Big 12 Tournament)

Game	Pts.	FG	%	3FG	%
at KSU	20 pts.	7-of-17	.700	5-of-11	.750
Mizz.	13 pts.	5-of-9	.556	1-of-3	.750
OSU	5 pts.	2-of-7	.286	1-of-5	.200
at NU	17 pts.	6-of-12	.500	6-of-8	.455
at OU	7 pts.	3-of-7	.429	1-of-2	.333
KU	8 pts.	3-of-4	.750	2-of-3	.667
at BU	10 pts.	3-of-9	.333	2-of-4	.500
ISU	15 pts.	5-of-9	.556	3-of-6	.500
at Mizz	7 pts.	2-of-7	.286	1-of-3	.333
at TTU	18 pts.	7-of-14	.500	2-of-7	.286
TEXAS	21 pts.	8-of-14	.571	3-of-7	.429
at ISU	16 pts.	5-of-8	.625	4-of-4	1.000

vs. ISU	12 pts.	5-of-12	.417	2-of-5	.400
vs. KSU	5 pts.	1-of-3	.333	1-of-3	.333
vs. KU	17 pts.	6-of-9	.667	5-of-7	.714
Total	12.7 ppg.	68-of-134	.508	39-of-78	.500

In a starting role ...

A&M	5 pts.	2-of-11	.182	1-of-4	.250
KSU	16 pts.	5-of-8	.625	2-of-3	.667
at KU	13 pts.	5-of-11	.455	1-of-4	.250
NEB.	13 pts.	5-of-10	.500	3-of-5	.600
4-game	11.8 ppg.	17-of-40	.425	7-of-16	.438

ANOTHER SELLOUT: The Buffs played in front of a school record five sellouts this season at the Coors Events Center. CU played in back-to-back sell out home crowds for the first time ever against KU (11,203) and Oklahoma State (11,096) since the building's first season in 1979-80. The others from this were Nebraska (11,112), Kansas State (11,052), and Texas (11,034).

TOP 10 COORS EVENTS CROWDS

- 1) 11,363 Kansas, Jan. 22, 2001 (KU, 85-75)
- 2) 11,291 Wyoming, Mar. 18, 1991 (CU, 83-75, NIT)
- 3) 11,203 Kansas, Jan. 25, 2011 (KU, 82-78)**
- 4) 11,199 Kansas, Jan. 23, 1993 (KU, 82-51)
11,199 Oklahoma, Feb., 27, 1991 (OU, 69-68)
11,199 Nebraska, Jan. 22, 1983 (CU, 72-69)
- 7) 11,198 Kansas, Jan. 26, 1997 (KU, 77-68)
- 8) 11,198 Kansas, Jan. 20, 1996 (KU, 80-78)
- 9) 11,012 Nebraska, Mar. 5, 2011 (CU 67-57)**
- 10) 11,096 Oklahoma State, Jan. 15, 2011 (CU, 75-71)**

All-TIME HOME ATTENDANCE: At the conclusion of their final Big 12 Conference and regular season, Colorado set four school records.

Conference Average

- 1) 2010-11 9,809 8 / Big 12**
- 2) 1983-84 9,147 7 / Big 8

Conference Total

- 1) 2010-11 78,472 8 / Big 12**
- 2) 2002-03 71,962 8 / Big 12

All Games

- 1) 2010-11 117,306 17**
- 2) 1983-84 114,887 15

Season Average

- 1) 1983-84 7,659 15
- 2) 1982-83 6,915 15
- 3) 2010-11 6,900 17**

Sellouts: 5, 2010-11

ANDY KATZ ON THE NATIONAL PLAYER OF THE WEEK(FEB. 21-27): Alec Burks has been on the radar of NBA scouts all season long because he can score (19.7 ppg) and change a game. Well, now he might be able to add something else to his scout sheet: lifting his team into the NCAA tournament. A lot of the credit goes to Burks. The Buffs found themselves down 22 to Texas at one point Saturday, but then Burks scored 24 of his 33 in the second half, including 11 in a game-changing 14-0 run. He also had 10 boards and four assists in the 91-89 win. There were a ton of great performances this past week, but very few players can say they almost single-handedly saved their team's season.

WOODEN TOP 20 LIST & BIG 12 POW: Alec Burks was one of 20 student-athletes named to The John R. Wooden Award March list • Burks was named Big 12 Player of the Week (Jan. 3-9) averaging 28 points, eight rebounds; and on Feb. 21-27, he was named again with scoring 24 of 33 points in the second half in upset over No. 5 Texas.

100 FROSH BOARDS: After playing just his 14th game, Andre Roberson tied the school mark for fastest freshman to the 100-rebound plateau. He grabbed 10 at Cal State Bakersfield tying Richard Fox with 14 games to reach 100 rebounds.

Andre Roberson (2010-pre.)	14 games (265 currently)
Richard Fox (1999-2000)	14 games (191 for season)
David Harrison (2001-02)	15 games (188 for season)
Larry Vaculik (1974-75)	15 games (158)
Stephane Pelle (1999-2000)	16 games (218)
Matt Bullard (1985-86)	16 games (179)

MARK YOUR CALENDARS: On July 1, 2011, the Colorado Buffaloes will join the Pac-12 Conference. Here's a look at the 2011-12 conference schedule in the new conference.

<u>Date</u>	<u>Opponent</u>	<u>Time</u>
Sat. Dec. 31	UTAH	TBD
Thur. Jan. 5	WASHINGTON	TBD
Sat. Jan. 7	WASHINGTON STATE	TBD
Thur. Jan. 12	at California	TBD
Sat. Jan. 14	at Stanford	TBD
Thur. Jan. 19	ARIZONA STATE	TBD
Sat. Jan. 21	ARIZONA	TBD
Thur. Jan. 26	at USC	TBD
Sat. Jan. 28	at UCLA	TBD
Thur. Feb. 2	OREGON STATE	TBD
Sat. Feb. 4	OREGON	TBD
Thur. Feb. 9	at Arizona	TBD
Sat. Feb. 11	at Arizona State	TBD
Sat. Feb. 18	at Utah	TBD
Thur. Feb. 23	STANFORD	TBD
Sat. Feb. 25	CALIFORNIA	TBD
Thur. Mar. 1	at Oregon	TBD
Sat. Mar. 3	at Oregon State	TBD
Mar. 7-10	Pac-12 Tournament	TBD

NATIONAL RANKINGS: If CU is ranked this season, it will be the first time since the Buffaloes appeared in any ranking since the USA Today/Coaches' Poll during the 2005-06 season at No. 25 in back-to-back weeks (Jan. 30-Feb. 5; Feb. 6-12). During those two weeks, CU was 15-3 and 5-2 in the Big 12, then lost at Iowa State and at Texas A&M. Last time CU was ranked in the AP poll was the final poll at No. 24 during the 1996-97 season.

SHARING THE BALL: For the first time since the 1996-97 season (and four other times before that), CU had two players with at least six or more assists in the same game in back-to-back contents. Against Texas-Pan American, Cory Higgins and Shannon Sharpe had seven and six assists, respectively. Against Oregon State, Marcus Relphorde recorded eight assists with Higgins added six dimes. Upon further research, there was no record of two players having six or more assists in a single game in three consecutive games.

2011-12 SEASON: The CU men's basketball team will be one of eight teams participating in the annual Honda Puerto Rico Tip-Off next season (Nov. 17, 18, 20) at the Coliseo de Puerto Rico, in the cosmopolitan Hato Rey district of San Juan. The field for the fifth annual Puerto Rico Tip-Off includes CU, Alabama, Iona, Maryland and Wichita State, along with Purdue and Temple, which are ranked in the preseason ESPN/USA Today Coaches Poll at No. 8 and No. 22, respectively. The final team will be announced at a later date.

IN CASE YOU MISSED (upset over Miz-zou, Jan. 8): CU's first win over a nationally ranked top-10 opponent since Feb. 4, 2003 (Texas). • CU's first win in 20 outings over the nation's top-10 • CU broke a 13-game Big 12 Conference streak in openers; won their first in 1997 and last in 2011 • CU grabbed 16 offensive rebounds and 47 total rebounds, the most by a CU team in Big 12 play since the 2005-06 season; and the 33 FGs made in Big 12 play since making 33 in 97-90 loss at TTU Tech (Feb. 2, 2005).

REVIEW OF UPSET WIN at K-State, Jan. 15: CU broke a nine-game losing streak to Kansas State, first win in Manhattan since Feb. 5, 2005 • Last time CU went 10-1 over an 11-game stretch was the first 11 games in 2005-06; last time CU went 11-1 over a 12-game span, 1996-97 • Largest margin of victory over a ranked team on the road since Dec. 16, 1963 (93-70 at No. 4 Arizona State) • CU committed 20 turnovers in the win over K-State, the last time they committed that many in a Big 12 game and won occurred at Iowa State, 54-52 (ot), Jan. 22, 2005.

PRESEASON WOODEN LIST: Cory Higgins and Alec Burks were selected to The John R. Wooden Award Preseason Top 50 list. Higgins and Burks are the fourth and fifth CU student-athletes, respectively to make the Wooden preseason list. The other Buffaloes to make the prestigious pre-season list are David Harrison (2003-04), Chauncey Billups (1995-96), and Donnie Boyce (1994-95).

2009-10 RESULTS (15-16)

Date	Opponent	Result
Nov. 13	ARKANSAS-PINE BLUFF	W, 88-72
Nov. 16	COPPIN STATE	W, 82-58
Nov. 18	TEXAS SOUTHERN	W, 88-77
Nov. 23	vs. Gonzaga (Maui)	L, 72-76
Nov. 24	vs. Arizona (Maui)	L, 87-91 (ot)
Nov. 25	at Chaminade (Maui)	W, 73-58
Dec. 1	SAN FRANCISCO	W, 78-54
Dec. 4	at Oregon State	L, 69-74
Dec. 7	COLORADO CHRISTIAN	W, 84-65
Dec. 10	at Colorado State	L, 62-77
Dec. 22	CAL STATE NORTHRIDGE	W, 92-58
Dec. 29	YALE	W, 70-59
Jan. 2	at Tulsa	L, 59-84
Jan. 5	MIAMI (OHIO)	W, 67-65
Jan. 9	*at 2/2 Texas	L, 86-103
Jan. 12	*22/24 BAYLOR	W, 78-71
Jan. 16	*13/12 KANSAS STATE	L, 81-87
Jan. 20	*at Oklahoma State	L, 78-90
Jan. 23	*at Texas A&M	L, 63-67
Jan. 27	* NEBRASKA	W, 72-60
Jan. 30	*at Iowa State	L, 63-64
Feb. 3	*1/1 KANSAS	L, 66-72 (ot)
Feb. 6	* MISSOURI	L, 66-84
Feb. 13	*at 9/9 Kansas State	L, 51-68
Feb. 17	* OKLAHOMA	W, 77-67
Feb. 20	*at 1/1 Kansas	L, 74-94
Feb. 24	*at Missouri	L, 63-92
Feb. 27	* IOWA STATE	W, 75-72
Mar. 2	*at Nebraska	W, 81-68
Mar. 6	* TEXAS TECH	W, 101-90
Mar. 10	vs. Texas Tech (Kansas City)	L, 67-82

*-Big 12 Conference

THE LAST TIME ...

20-Point Scorer: 23, Alec Burks, vs. Kansas (Kansas City), March 11, 2011

30-Point Scorer: 33, Alec Burks, vs. Texas, Feb. 26, 2011

40-Point Scorer: 42, Jaquay Walls, Iowa State (ot), Feb. 19, 2000

Three 20-point Scorers in Same Game:

vs. Oklahoma State: Kal Bay (21) Dominique Coleman(20), Richard Roby (20), Feb. 3, 2007

Five Double-Figure Scorers in Same Game vs. Iowa State, Feb. 1, 2011: Alec Burks (19), Cory Higgins (16), Levi Knutson (15), Marcus Relphorde (15), Nate Tomlinson (10).

Six Double-Figure Scorers in Same Game: vs. Longwood, Dec. 19, 2010: Cory Higgins (18), Levi Knutson (17), Alec Burks (15), Marcus Relphorde (14), Andre Roberson (14), Austin Dufault (12)

Double-Double Performance: Marcus Relphorde (13 pts., 12 rebs.) at Mizzou (Feb. 5, 2011)

Triple-Double Performance:

David Harrison (20 points, 10 rebounds, 11 blocks), vs. Nebraska, Mar. 8, 2003

Player with 20 or More Rebounds: 21, Stephane Pelle vs. Stetson, Nov. 24, 2002

Player with 15 or More Rebounds: 17, Jermyl Jackson-Wilson, vs. Denver, Nov. 10, 2006

Player with 10 or More Rebounds: 10, Andre Roberson vs. Nebraska, Mar. 5, 2011

Player with 10 or More Assists: 10, Marcus Hall, vs. Baylor (2ot), Kansas City, Mar. 13, 2008

Player with Five or More Steals: 6, Alec Burks, Yale, Dec. 29, 2009

Player with Six or More Three-Point FGs Made: 6, Levi Knutson, at Kansas State (Jan. 12) and against Oregon State, Dec. 4, 2010.

Player with Five or More Blocked Shots

5, Marcus King-Stockton vs. Oklahoma (Kansas City, Mo.), Mar. 14, 2008

Scored 100 or More Points, Team: 104, Longwood (59), Dec. 19, 2010

101, vs. Texas Tech (90), March 6, 2010

Scored under 50 Points, Team: 41, at Nebraska (46), Feb. 18, 2009

Scored under 40 Points, Team: 35, vs. Texas (78), Kansas City, Mo., Mar. 10, 2000

Shot 60.0 Percent or Better from the Field, Team: 61.9, at Nebraska, Mar. 2, 2010

Shot Under 35.0 Percent from the Field, Team: 34.4, Jan. 30, 2010 at Iowa State

Made 30 or More Free Throws, Team: 34, vs. Oklahoma State, Jan. 15, 2011

Made 10 or more Three-Point Field Goals, Team: 10 vs. Kansas at Kansas City (Mar.11, 2011)

Had 50 or More Rebounds, Team: 52 vs. W. New Mexico (Jan. 5, 2011);

51, vs. Texas Tech, Feb. 11, 2006; 50, vs. Alcorn State, Nov. 23, 2010

Had 25 or more assists, Team: 27, Dec. 22, 2009 vs. CSU Northridge, Dec. 22, 2009

Had 15 or More Steals, Team: 19, vs. Savannah State, Jan. 3, 2006

Had 10 or More Blocked Shots, Team: 10, vs. Pepperdine, Dec. 4, 2006

Had Fewer than 9 Turnovers, Team: (since 2005-06): 4, at Iowa St., Jan. 30, 2010 (L, 63-64)

5, vs. Nebraska, Mar. 5, 2011 (W, 67-57); 5, vs. Baylor, Jan. 12, 2010 (W, 78-71);

5, vs. Utah, Dec. 7, 2005 (W, 76-52); 6, vs. Kansas, Jan. 25, 2011 (L, 78-82);

6, vs. San Francisco, Dec. 1, 2009 (W, 78-54)

7, at low State, Mar. 2, 2011 (L, 90-95); 7, vs. Colorado State, Dec. 8, 2010 (W, 90-83, ot);

7 vs. Idaho State, Nov. 12, 2010 (W, 88-80); 8, vs. Longwood, Dec. 19, 2010 (W, 104-59)

9, vs. Texas A&M, Feb. 9, 2011 (L, 70-73, ot); 9, vs. MD Eastern Shore, Dec. 29, 2010 (W, 92-65);

9 vs. The Citadel, Dec. 17, 2010 (89-61); 9, at San Francisco, Nov. 20, 2010 (L, 81-83, ot);

9, Alcorn State, Nov. 23, 2010 (W, 91-51)

CU RECORD WHEN...

	Big 12	All
Leading at halftime:	4-2	14-3
Trailing at halftime:	5-7	6-9
Tied at halftime	1-0	1-1
Shoot 50 percent or higher:	4-0	10-0
Shoot lower than 49.9 percent:	5-9	10-13
Higher percentage than optt.:	8-1	17-1
Lower percentage than optt.:	2-8	4-12
Score 50-59 points:	1-0	1-0
Score 60-69 points:	1-4	1-5
Score 70-79 points:	4-3	5-5
Score 80-89 points:	2-1	7-2
Score 90-plus points:	2-1	6-1
Score 100-plus points:	-	1-0
More rebounds than optt.:	8-2	16-2
Fewer rebounds than optt.:	2-6	4-10
Same amount of rebounds:	0-1	1-1
Under 39 rebounds:	5-8	11-12
40+ rebounds:	5-1	8-1
50+ rebounds:	-	2-0
Fewer turnovers than optt.:	4-5	14-6
Equal/more turnovers than optt.:	6-4	7-4
Games decided by 5 or fewer pts:	4-2	4-3
Televised games:	9-9	18-12
Games vs. ranked opponents:	4-5	4-5
Two Players in Double Figures	1-3	1-3
Three Players in Double Figures	4-3	4-6
Four Players in Double Figures	4-3	12-4
Five Players in Double Figures	1-0	3-0
Six Players in Double Figures	-	1-0
More bench points than optt.:	5-2	13-2
Fewer bench points than optt.:	4-5	7-8
Same bench points than optt.:	1-2	1-3
Playing in November:	-	3-3
Playing in December:	-	6-1
Playing in January:	3-4	5-4
Playing in February:	4-3	4-3
Playing in March:	3-2	3-2

2010-2011 Game Leaders (Career)

	Career	'10-11
Scoring Double-Digits		
Cory Higgins	103	30
Alec Burks	61	32
Marcus Relphorde	43	22
Levi Knutson	35	22
Austin Dufault	27	9
Nate Tomlinson	14	1
Andre Roberson	5	5
Javon Coney	1	-

Double-Digit Rebounding Games

	Career	'10-11
Andre Roberson	11	11
Alec Burks	6	4
Cory Higgins	3	1
Marcus Relphorde	3	1
Austin Dufault	1	-

Double-Doubles

	Career	'10-11
Alec Burks	5	3
Andre Roberson	4	4
Cory Higgins	3	1
Marcus Relphorde	3	1
Austin Dufault	1	-

20-Point Games

	Career	'10-11
Cory Higgins	30	5
Alec Burks	28	20
Levi Knutson	3	3
Austin Dufault	1	-
Marcus Relphorde	1	-
Nate Tomlinson	1	-

30-Point Games

	Career	'10-11
Cory Higgins	5	-
Alec Burks	2	2

Scoring Leaders

	Career	'10-11
Cory Higgins	44	7
Alec Burks	34	22
Levi Knutson	5	4
Austin Dufault	3	1
Marcus Relphorde	4	1
Javon Coney	1	-
Nate Tomlinson	1	-

Rebounding

	Career	'10-11
Cory Higgins	29	3
Alec Burks	26	12
Andre Roberson	21	21
Austin Dufault	12	2
Marcus Relphorde	11	4
Nate Tomlinson	4	-
Levi Knutson	3	-
Javon Coney	1	-

Assist Leaders

	Career	'10-11
Nate Tomlinson	46	9
Cory Higgins	36	11
Marcus Relphorde	14	8
Alec Burks	16	12
Levi Knutson	3	1
Javon Coney	1	-
Andre Roberson	2	2
Shannon Sharpe	1	1
Casey Crawford	2	-
Austin Dufault	3	1

Steal Leaders

	Career	'10-11
Cory Higgins	49	8
Marcus Relphorde	18	10
Nate Tomlinson	13	4
Levi Knutson	11	8
Alec Burks	10	4
Andre Roberson	11	11
Austin Dufault	5	1
Shannon Sharpe	1	1
Javon Coney	1	-
Trey Eckloff	1	-

Block Leaders

	Career	'10-11
Cory Higgins	23	5
Austin Dufault	16	6
Andre Roberson	17	17
Alec Burks	12	5
Shane Harris-Tunks	7	-
Marcus Relphorde	5	2
Trey Eckloff	4	-
Shannon Sharpe	3	3
Ben Mills	1	1
Nate Tomlinson	1	1
Levi Knutson	1	-
Javon Coney	1	-

Career Games

	Starts	Played
Cory Higgins	127	128
Austin Dufault	91	96
Nate Tomlinson	76	90
Marcus Relphorde	64	64
Alec Burks	63	64
Levi Knutson	7	119
Javon Coney	1	67
Trey Eckloff	1	58
Shane Harris-Tunks	3	28
Shannon Sharpe	3	34
Andre Roberson	-	34
Ben Mills	-	17

CAREER SCORING

	G	Pts.	Avg.
1) Richard Roby	119	2001	16.8
2) Donnie Boyce	107	1995	18.6
3) Cliff Meely	80	1940	24.3
4) Cory Higgins	128	1928	15.1
17) Scott Wedman	75	1251	15.0
18) Alec Burks	64	1194	18.7

CAREER SCORING BY POSITION, GUARDS

1) Richard Roby	119	2001	16.8
2) Donnie Boyce	107	1995	18.6
3) Cory Higgins	128	1928	15.1

CAREER REBOUNDS

	G	Rebs	Avg.
1) Stephane Pelle	123	1054	8.6
21) Rodell Guest	119	549	4.6
22) Cory Higgins	128	539	4.2

CAREER FG MADE

	FGM	Seasons
1) Shaun Vandiver	750	1988-91
5) Richard Roby	688	2004-08
6) Cory Higgins	632	2007-pre.

CAREER FG ATTEMPTS

Season			
2004-08	1) Donnie Boyce	1648	1991-95
1991-95	5) Stevie Wise	1415	1987-91
1968-71	6) Cory Higgins	1319	2007-pre.

CAREER FT MADE

Season		FT	Seasons
1972-74	1) Cory Higgins	551	2007-pre
2009-pre.	2) Donnie Boyce	480	1991-95

CAREER FT ATTEMPTED

Season			
2004-08	1) Donnie Boyce	721	1991-95
1991-95	2) Cliff Meely	669	1968-71
2007-pre.	3) Cory Higgins	652	2007-pre.

CAREER ASSISTS

Season		Ast	Season
1999-03	1) Jay Humphries	562	1980-84
1988-91	9) Billy Law	321	1990-92
2007-pre.	10) Cory Higgins	307	2007-pre.
	12) Nate Tomlinson	287	2008-pre.

CAREER STEALS

	Steals	Season
1) Jay Humphries	309	1980-84
2) Donnie Boyce	245	1991-95
3) Cory Higgins	189	2007-pre.

CAREER GAMES

	Total	Seasons
1) Cory Higgins	128	2007-pre.
Stephane Pelle	123	1999-03
Will Smith	123	1996-00

Career Games Started

	Total	Seasons
1) Cory Higgins	127	2007-pre.
Richard Roby	116	2004-08

Career Minutes Played

	Total	Seasons
1) Cory Higgins	4354	2007-pre.
2) Jay Humphries	3864	1980-84

Career 3-Pters Made

	Total	Seasons
1) Blair Wilson	257	2000-04
7) Mack Tuck	129	1991-95
8) Chauncey Billups	120	1995-97
9) Cory Higgins	119	2007-pre.

Most games without fouling out

1) Glen Eddy	120	2002-06
2) Levi Knutson	119	2007-pre
Blair Wilson	119	1996-00

Most Minutes W/Out Fouling Out

1) Blair Wilson	3234	2000-04
2) Levi Knutson	2253	2007-pre.

2010-11 GAME-BY-GAME LEADERS

		Overall	Home	Away	Neutral					
All Games		21-13	15-2	3-9	3-2					
Conference		8-8	6-2	2-6	0-0					
Non-Conference		11-4	9-0	1-3	1-1					
DATE	OPPONENT	W/L	SCORE	ATT	HIGH SCORER	HIGH REB.	ASSISTS	BLOCKS	3-PTERS MADE	STEALS
Nov. 12	IDAHO STATE	W	88-80	6874	Burks (20)	Roberson (11)	Higgins (4)	Sharpe (1)	Tomlinson (2)	Higgins (4)
Nov. 16	at Georgia	L	74-83	6406	Burks (21)	Relphorde, Roberson (7)	Burks (3), Sharpe (3)	Dufault (1), Roberson (1)	Knutson (1), Relphorde (1), Tomlinson (1)	Higgins (4)
Nov. 20	at San Francisco	L	81-83 (ot)	2747	Burks (29)	Higgins (8)	Relphorde (3)	Higgins (2), Sharpe (2)	Burks (2), Higgins (2)	Roberson (3)
Nov. 23	ALCORN STATE	W	91-51	2778	Burks (22)	Roberson (9)	Roberson (4), Roberson (4)	Roberson (2)	Burks, Relphorde (2), Tomlinson (2)	Tomlinson(3)
Nov. 28	at Harvard	L	66-82	954	Higgins (21)	Burks (5)	Tomlinson (2)	-	Higgins (1), Relphorde (1)	Tomlinson (3)
Nov. 30	TX-PAN AMERICAN	W	83-64	2641	Knutson (18)	Burks (6)	Higgins (7)	Roberson (2)	Relphorde (4)	Roberson (3)
Dec. 4	OREGON STATE	W	83-57	6363	Knutson (22)	Relphorde (6) Roberson (6)	Relphorde (8)	Roberson (2)	Knutson (6)	Burks (2), Roberson (2)
Dec. 8	COLORADO STATE	W	90-83 (ot)	7219	Burks (25)	Burks (5) Roberson (5)	Higgins (3), Relphorde (3), Tomlinson (3)	Dufault (3)	Knutson (1), Relphorde (1), Tomlinson (1)	Burks (2)
Dec. 17	THE CITADEL	W	89-61	4368	Burks (19)	Roberson (10)	Tomlinson (8)	Roberson (2)	Higgins (4)	Relphorde (3)
Dec. 19	LONGWOOD	W	104-59	2556	Higgins (18)	Roberson (13)	Burks (5), Sharpe (5)	Sharpe (2)	Knutson (3)	Higgins (2), Knutson (2)
Dec. 22	vs. New Mexico	L	76-89	2867	Burks (25)	Roberson (8)	Relphorde (3), Tomlinson (3)	Higgins (1), Roberson (1)	Knutson (2)	Knutson (2), Roberson (2)
Dec. 23	vs. Indiana	W	78-69	2375	Higgins (22)	Dufault (7)	Tomlinson (5)	-	Higgins (1), Roberson (1), Tomlinson (1)	Higgins (4)
Dec. 29	MD EAST. SHORE	W	92-65	3896	Dufault (18)	Roberson (8)	Tomlinson (6)	Roberson (3)	Knutson (2)	Knutson (2), Roberson (2)
Jan. 2	at CSU-Bakersfield	W	85-73	1464	Burks (19)	Roberson (10)	Burks (4)	Higgins (1)	Knutson (2), Tomlinson (2)	Tomlinson (3)
Jan. 5	WESTERN N. M.	W	90-72	2139	Burks (20)	Roberson (12)	Higgins (4)	Relphorde (3)	Knutson (3)	Roberson (3)
Jan. 8	9/8 MISSOURI	W	89-76	8694	Burks (36)	Higgins (10)	Higgins (4), Relphorde (4)	Higgins (2)	Burks (3)	Relphorde (2)
Jan. 12	at 21/20 Kansas St.	W	74-66	12528	Knutson (20)	Roberson (9)	Higgins (4)	Roberson (1)	Knutson (6)	Relphorde (4)
Jan. 15	OKLAHOMA STATE	W	75-71	11096	Higgins (23)	Burks (11)	Burks (2)	Burks (1), Roberson (1)	Higgins (3)	Roberson (2)
Jan. 18	at Nebraska	L	67-79	8477	Burks (22)	Burks (8)	Burks (4)	Higgins (1)	Knutson (5)	Higgins (1), Relphorde (1), Roberson (1), Sharpe (1), Tomlinson (1)
Jan. 22	at Oklahoma	L	60-67	9158	Burks (15), Higgins (15)	Burks (9)	Higgins (4)	Roberson (1)	Knutson (1)	Relphorde (3)
Jan. 25	6/6 KANSAS	L	78-82	11203	Burks (25)	Burks (6)	Dufault (3), Relphorde (3), Tomlinson (3)	Burks (1), Higgins (1), Roberson (1),	Relphorde (3)	Higgins (3)
Jan. 29	at Baylor	L	66-70	6095	Burks (20)	Roberson (11)	Higgins (2), Tomlinson (2)	Dufault (2)	Higgins (2), Knutson (2)	Knutson (4)
Feb. 1	IOWA STATE	W	95-69	6764	Burks (19)	Roberson (13)	Relphorde (6)	Burks (2)	Knutson (3), Relphorde (3)	Knutson (2), Relphorde (2)
Feb. 4	at 14/15 Missouri	L	73-89	14288	Burks (21)	Relphorde (12)	Burks (6)	Burks (1)	Higgins (2), Relphorde (2)	Relphorde (2)
Feb. 9	22/22 TEXAS A&M	L	70-73 (ot)	7517	Burks (24)	Burks (5), Higgins (5), Relphorde (5)	Higgins (5)	Dufault (4)	Burks (2), Relphorde (2)	Knutson (2)
Feb. 12	Kansas State	W	58-56	11052	Higgins (17)	Burks (10)	Relphorde (2)	Mills (2)	Knutson (2)	Burks (1), Relphorde (1)
Feb. 19	at 1/1 Kansas	L	63-89	16300	Burks (15)	Roberson (7)	Burks (3), Knutson (3)	Dufault (2)	Burks (1), Knutson (1)	Higgins (2), Knutson (2), Roberson (2)
Feb. 23	at Texas Tech	W	71-68	8085	Knutson (18)	Roberson (9)	Higgins (3)	-	Knutson (2)	Roberson (3)
Feb. 26	5/5 TEXAS	W	91-89	11034	Burks (33)	Roberson (11)	Roberson (5)	Dufault, Roberson(2)	Knutson (3)	Dufault, Knutson (1)
Mar. 1	at Iowa State	L	90-95	10679	Burks (24)	Burks (9)	Burks (4)	Roberson (2)	Relphorde (5)	Roberson (2)
Mar. 5	NEBRASKA	W	67-57	11112	Relphorde (19)	Roberson (10)	Burks (3), Higgins (3)	Roberson (3)	Knutson (3), Relphorde (3)	Relphorde (4)
Mar. 9	vs. Iowa State	W	77-75	18910	Burks (29)	Burks (15), Roberson (15)	Burks (6)	Burks (1), Relphorde(1)	Knutson (2)	Burks (3)
Mar. 10	vs. 19/23 Kansas St.	W	87-75	18910	Higgins (28)	Roberson (14)	Burks (5)	Roberson (3)	Burks (2)	Burks (2), Higgins (2)
Mar. 11	vs. 2/2 Kansas	L	83-90	18910	Burks (23)	Burks (5), Dufault (5), Roberson (5)	Burks (6)	Roberson (1)	Knutson (5)	Roberson (3)

2010-11 GAME-BY-GAME TEAM STATISTICS (BOLD INDICATES HIGH FOR THE SEASON)

Game	Score	FG-FGA	Pct.	3-Pt.-FGA	Pct.	FT-FTA	Pct.	O-D	TOT	F/EJ	A	TO	BLK	S
COLORADO	88	28-58	.483	6-15	.400	26-33	.788	8-21	29	17/0	17	7	1	10
Idaho State	80	31-56	.554	6-12	.500	12-15	.800	7-22	29	22/0	13	17	2	3
COLORADO	74	22-53	.415	3-14	.214	27-36	.750	13-22	35	30/1	8	14	2	8
at Georgia	83	25-53	.472	6-15	.400	27-43	.628	16-24	40	26/0	14	20	3	7
COLORADO	81	29-68	.426	6-20	.300	17-28	.607	11-25	36	19/0	9	9	6	10
at San Francisco	83 (ot)	26-59	.441	12-19	.632	19-27	.704	12-31	43	23/1	15	17	4	2
COLORADO	91	32-67	.478	7-17	.412	20-25	.800	13-37	50	18/0	19	9	5	11
Alcorn State	51	18-64	.281	3-16	.188	12-21	.571	13-23	36	18/0	8	15	5	9
COLORADO	66	19-49	.388	2-9	.222	26-32	.813	13-15	28	21/0	5	15	0	7
at Harvard	82	25-49	.510	10-23	.435	22-26	.846	11-20	31	23/1	22	16	6	6
COLORADO	83	32-59	.542	9-15	.600	10-13	.769	15-19	34	14/0	24	15	4	13
TX-Pan American	64	21-50	.420	11-26	.423	11-13	.846	11-13	24	16/0	12	21	3	10
COLORADO	83	34-58	.586	8-23	.348	7-9	.778	9-24	33	17/1	20	13	4	6
Oregon State	57	21-54	.389	3-14	.214	12-21	.571	14-16	30	15/0	9	17	2	9
COLORADO	90	26-54	.481	3-7	.429	35-41	.854	9-20	29	21/0	12	7	4	4
Colorado State	83 (ot)	32-58	.552	5-15	.333	14-19	.737	10-21	31	26/0	14	15	3	1
COLORADO	89	34-57	.596	10-20	.500	11-16	.688	4-29	33	17/0	23	9	3	10
The Citadel	61	24-58	.414	3-14	.214	10-13	.769	7-22	20	13/0	14	13	1	3
COLORADO	104	38-72	.528	10-17	.588	18-23	.783	19-29	48	13/0	23	8	4	5
Longwood	59	23-60	.383	4-18	.222	9-14	.643	11-19	30	19/1	14	13	3	2
COLORADO	76	27-58	.466	5-22	.227	17-22	.773	11-12	23	19/0	9	12	2	6
New Mexico	89	30-49	.612	5-12	.417	24-28	.857	9-26	35	21/0	19	18	0	6
COLORADO	78	24-44	.545	3-10	.300	27-31	.871	8-22	30	23/2	10	15	0	10
Indiana	69	24-59	.407	5-14	.357	16-25	.640	18-14	32	22/0	9	13	2	8
COLORADO	92	34-57	.596	5-12	.417	19-25	.760	12-27	29	15/0	19	9	5	5
MD Eastern Shore	65	25-60	.417	6-21	.286	9-15	.600	10-15	25	25/0	7	10	1	4
COLORADO	85	31-63	.492	4-16	.250	19-24	.792	11-29	40	16/0	12	11	1	10
Cal State Bakersfield	73	23-65	.354	9-21	.429	18-22	.818	14-24	38	19/0	10	13	0	9
COLORADO	92	36-76	.474	3-15	.200	17-23	.739	23-29	52	16/1	12	11	7	8
W. New Mexico	70	25-62	.403	6-19	.316	14-17	.824	10-20	30	21/1	12	16	4	7
COLORADO	89	33-69	.478	4-11	.364	19-23	.826	16-31	47	17/0	14	10	5	6
at Missouri	76	28-69	.406	4-16	.250	16-18	.889	11-22	33	21/0	13	9	10	8
COLORADO	74	27-54	.500	8-12	.667	12-21	.571	14-24	38	22/0	13	20	1	6
at Kansas State	66	23-57	.404	7-21	.333	13-21	.619	13-16	29	22/0	14	15	1	6
COLORADO	75	18-48	.375	5-16	.313	34-39	.872	15-24	39	17/0	8	15	2	5
Oklahoma State	71	26-55	.473	8-20	.400	11-14	.786	6-18	24	27/2	9	11	5	10
COLORADO	67	24-54	.444	12-30	.400	7-9	.778	8-18	26	15/0	13	16	1	5
at Nebraska	79	30-53	.566	4-17	.235	15-18	.833	7-24	31	14/0	18	13	3	5
COLORADO	60	23-57	.404	1-10	.100	13-16	.813	12-20	32	22/0	9	14	1	8
at Oklahoma	67	24-46	.522	3-14	.214	16-25	.640	7-23	30	14/0	12	13	3	5
COLORADO	78	27-56	.482	9-13	.692	15-17	.882	4-19	23	17/0	14	6	3	6
Kansas	82	29-57	.509	10-24	.417	14-18	.778	12-25	37	19/0	19	12	4	2
COLORADO	66	23-65	.354	4-16	.250	16-22	.727	19-19	38	24/0	8	10	3	12
at Baylor	70	23-49	.469	6-13	.462	18-24	.750	12-26	38	16/0	12	18	5	3
COLORADO	95	33-66	.500	11-23	.478	18-21	.857	9-34	43	14/1	21	12	3	7
Iowa State	69	26-62	.419	11-26	.423	6-10	.600	5-25	30	19/1	18	17	3	4
COLORADO	73	26-63	.413	6-15	.400	15-20	.750	19-26	45	24/1	10	23	1	4
at Missouri	89	29-64	.453	7-19	.368	24-28	.857	12-20	32	19/0	13	13	5	15
COLORADO	70	24-62	.387	7-13	.538	15-16	.938	13-16	29	18/0	9	9	6	5
Texas A&M	73 (ot)	27-57	.474	4-11	.364	15-20	.750	15-25	40	17/0	14	10	4	7
COLORADO	58	19-43	.442	2-10	.200	18-22	.818	8-27	35	27/2	6	16	5	2
Kansas State	56	16-52	.308	6-20	.300	18-31	.581	18-19	37	20/0	8	10	6	5
COLORADO	63	23-58	.397	2-16	.125	15-18	.833	10-20	30	15/0	10	15	3	7
at Kansas	89	33-63	.524	11-22	.500	12-21	.571	15-26	41	17/0	24	15	4	9
COLORADO	71	25-59	.424	4-14	.286	17-21	.810	12-28	40	19/1	12	11	0	6
at Texas Tech	68	25-61	.410	7-18	.389	11-20	.550	12-22	34	20/0	16	12	4	5
COLORADO	91	32-60	.533	8-21	.381	19-32	.594	11-32	43	23/1	21	10	4	2
Texas	89	29-68	.426	11-23	.478	20-34	.588	17-22	39	26/1	19	6	3	5
COLORADO	90	32-72	.444	12-30	.400	14-19	.737	12-20	32	17/0	14	7	3	2
at Iowa State	95	36-63	.571	9-20	.450	14-20	.700	10-30	40	14/0	18	14	0	4
COLORADO	67	23-56	.411	6-13	.462	15-18	.833	7-25	32	12/0	12	5	5	9
Nebraska	57	22-50	.440	6-18	.333	7-15	.467	8-26	34	17/1	14	15	4	3
COLORADO	77	27-58	.466	4-13	.308	19-24	.792	13-35	48	17/1	14	15	3	4
vs. Iowa State	75	28-73	.384	7-23	.304	12-18	.667	15-21	36	20/1	13	8	4	9
COLORADO	87	29-50	.580	6-9	.667	23-27	.852	9-26	35	17/0	11	16	5	5
vs. Kansas State	75	28-66	.424	7-23	.304	12-16	.750	15-14	29	20/1	16	11	5	9
COLORADO	83	31-63	.492	10-27	.370	11-18	.611	11-15	26	22/1	17	10	1	8
vs. Kansas	90	27-55	.491	7-17	.412	29-33	.879	15-26	41	18/0	14	15	2	4

STARTERS vs. BENCH

Date	Opponent	Score	Starter Points			Bench Points		
			CU	Oppt.	Diff.	CU	Oppt.	Diff.
Nov. 12	IDAHO STATE	W, 88-80	63	69	-6	25	11	+14
Nov. 16	at Georgia	L, 74-83	62	69	-7	12	14	-2
Nov. 20	at San Francisco	L, 81-83 (ot)	60	56	+4	21	27	-6
Nov. 23	ALCORN STATE	W, 91-51	44	28	+16	47	23	+24
Nov. 28	at Harvard	L, 66-82	60	65	-5	6	17	-13
Nov. 30	TEXAS-PAN AMERICAN	W, 83-64	49	61	-12	34	3	+31
Dec. 4	OREGON STATE	W, 83-57	70	30	+50	13	27	-14
Dec. 8	COLORADO STATE	W, 90-83 (ot)	84	60	+24	6	23	-17
Dec. 17	THE CITADEL	W, 89-61	55	51	+4	34	10	+24
Dec. 19	LONGWOOD	W, 104-59	59	45	+14	45	14	+31
Dec. 22	vs. New Mexico	L, 76-89	52	65	-13	24	24	-
Dec. 23	vs. Indiana	W, 78-69	60	44	+16	18	25	-7
Dec. 29	MARYLAND EASTERN SHORE	W, 92-65	66	54	+12	26	11	+15
Jan. 2	at Cal State Bakersfield	W, 85-73	62	60	+2	23	13	+10
Jan. 5	WESTERN NEW MEXICO	W, 90-72	59	53	+6	33	17	+16
Jan. 8	9/8 MISSOURI	W, 89-76	74	55	+19	15	21	-4
Jan. 12	at 21/20 Kansas State	W, 74-66	41	45	-4	33	21	+12
Jan. 15	OKLAHOMA STATE	W, 75-71	63	62	+1	12	9	+3
Jan. 18	at Nebraska	L, 67-79	45	57	-12	22	22	-
Jan. 22	at Oklahoma	L, 60-67	43	65	-22	17	2	+15
Jan. 25	6/6 KANSAS	L, 78-82	67	61	+6	11	21	-10
Jan. 29	at Baylor	L, 66-70	47	51	-4	19	19	-
Feb. 1	IOWA STATE	W, 95-69	66	58	+8	29	9	+20
Feb. 5	at Missouri	L, 73-89	58	53	+5	15	36	-21
Feb. 9	22/22 TEXAS A&M	L, 70-73 (ot)	66	55	+11	4	18	-14
Feb. 12	KANSAS STATE	W, 58-56	49	44	+5	9	12	-3
Feb. 19	at 1/1 Kansas	L, 63-89	58	81	-23	5	8	-3
Feb. 23	at Texas Tech	W, 71-68	46	43	+3	25	25	-
Feb. 26	5/5 TEXAS	W, 91-89	61	68	-7	30	21	+9
Mar. 2	at Iowa State	L, 90-95	70	72	-2	20	23	-3
Mar. 5	NEBRASKA	W, 67-57	60	35	+25	7	22	-15
Mar. 9	vs. Iowa State	W, 77-75	56	68	-12	21	7	+14
Mar. 10	vs. 19/23 Kansas State	W, 87-75	69	55	+14	18	20	-2
Mar. 11	vs. 2/2 Kansas	L, 83-90	53	64	-11	30	26	+4

COLORADO STARTERS

Date	Opponent	Score	Starter	Total	Starter	Total	Starter	Total	Starter	Total	Starter	Total
Nov. 12	IDAHO STATE	W, 88-80	Burks	20	Higgins	16	Relphorde	12	Tomlinson	6	Dufault	9
Nov. 16	at Georgia	L, 74-83	Burks	21	Higgins	15	Relphorde	8	Tomlinson	5	Dufault	13
Nov. 20	at San Francisco	L, 81-83 (ot)	Burks	29	Higgins	28	Relphorde	0	Sharpe	0	Dufault	1
Nov. 23	ALCORN STATE	W, 91-51	Tomlinson	8	Knutson	7	Relphorde	15	Sharpe	4	Dufault	10
Nov. 28	at Harvard	L, 66-82	Burks	20	Higgins	21	Relphorde	12	Tomlinson	0	Dufault	7
Nov. 30	TX-PAN AMERICAN	W, 83-64	Burks	12	Higgins	15	Relphorde	16	Tomlinson	0	Dufault	6
Dec. 4	OREGON STATE	W, 83-57	Burks	15	Higgins	9	Relphorde	12	Knutson	22	Dufault	12
Dec. 8	COLORADO STATE	W, 90-83 (ot)	Burks	25	Higgins	15	Relphorde	18	Tomlinson	8	Dufault	8
Dec. 17	THE CITADEL	W, 89-61	Burks	19	Higgins	18	Relphorde	7	Tomlinson	3	Dufault	8
Dec. 19	LONGWOOD	W, 104-59	Burks	15	Higgins	18	Relphorde	14	Tomlinson	0	Dufault	12
Dec. 23	vs. New Mexico	L, 76-89	Burks	25	Higgins	10	Relphorde	13	Tomlinson	2	Dufault	2
Dec. 24	vs. Indiana	W, 78-69	Burks	9	Higgins	22	Relphorde	14	Tomlinson	5	Dufault	10
Dec. 29	MD EASTERN SHORE	W, 92-65	Burks	15	Higgins	15	Relphorde	15	Tomlinson	3	Dufault	18
Jan. 2	at Cal St. Bakersfield	W, 85-73	Burks	19	Higgins	16	Relphorde	11	Tomlinson	6	Dufault	10
Jan. 5	W. NEW MEXICO	W, 90-72	Burks	20	Higgins	15	Relphorde	13	Sharpe	2	Dufault	9
Jan. 8	9/8 MISSOURI	W, 89-76	Burks	36	Higgins	18	Relphorde	8	Tomlinson	0	Dufault	12
Jan. 12	at 21/20 Kansas State	W, 74-66	Burks	12	Higgins	9	Relphorde	12	Tomlinson	0	Dufault	8
Jan. 15	OKLAHOMA STATE	W, 75-71	Burks	20	Higgins	23	Relphorde	14	Tomlinson	1	Dufault	5
Jan. 18	at Nebraska	L, 67-79	Burks	22	Higgins	8	Relphorde	9	Tomlinson	0	Dufault	6
Jan. 22	at Oklahoma	L, 60-67	Burks	15	Higgins	15	Relphorde	6	Tomlinson	0	Dufault	7
Jan. 25	6/6 KANSAS	L, 78-82	Burks	25	Higgins	19	Relphorde	15	Tomlinson	8	Dufault	0
Jan. 28	at Baylor	L, 66-70	Burks	20	Higgins	16	Relphorde	4	Tomlinson	3	Dufault	4
Feb. 1	IOWA STATE	W, 95-69	Burks	19	Higgins	16	Relphorde	15	Tomlinson	10	Dufault	6
Feb. 5	at Missouri	L, 73-89	Burks	21	Higgins	14	Relphorde	13	Tomlinson	0	Dufault	10
Feb. 9	22/22 TEXAS A&M	L, 70-73 (ot)	Burks	24	Higgins	19	Relphorde	9	Knutson	5	Dufault	9
Feb. 12	KANSAS STATE	W, 58-56	Burks	8	Higgins	17	Relphorde	4	Knutson	16	Dufault	4
Feb. 19	at 1/1 Kansas	L, 63-89	Burks	15	Higgins	14	Relphorde	12	Knutson	13	Dufault	4
Feb. 23	at Texas Tech	W, 71-68	Burks	14	Higgins	12	Relphorde	15	Tomlinson	3	Dufault	2
Feb. 26	5/5 TEXAS	W, 91-89	Burks	33	Higgins	11	Relphorde	5	Tomlinson	3	Dufault	9
Mar. 2	at Iowa State	L, 90-95	Burks	24	Higgins	15	Relphorde	21	Tomlinson	8	Dufault	2
Mar. 5	NEBRASKA	W, 67-57	Burks	12	Higgins	12	Relphorde	19	Knutson	13	Dufault	4
Mar. 9	vs. Iowa State	W, 77-75	Burks	29	Higgins	16	Relphorde	9	Tomlinson	0	Dufault	2
Mar. 10	vs. 19/23 Kansas State	W, 87-75	Burks	24	Higgins	28	Relphorde	10	Tomlinson	3	Dufault	4
Mar. 11	vs. 2/2 Kansas	L, 83-90	Burks	23	Higgins	6	Relphorde	9	Tomlinson	9	Dufault	6



TAD BOYLE
HEAD COACH
 1st Year at Colorado
 5th Year Overall

UNIVERSITY OF COLORADO

Head Coach2010-present

- Five-year coaching record: 77-79 (21-13 at CU)
- 21 wins in first season at CU, second all-time among first-year coaches.
- 21 wins are the second most ever in school history.
- Named National Coach of the Week by The Hoops Report in its weekly awards for the week of Jan. 10-16, 2011.
- First CU head coach since Henry Iba (1933-34) to win his first three conference games.
- First CU coach since H.B. Lee (1950-51) to win first two conference games in his first year.
- Successfully won his CU debut with an 88-80 home win against Idaho State (Nov. 12).
- Became first CU head coach in 20 years since Joe Harrington (1990-91) to win coaching debut.
- Named the 18th head coach in CU men's basketball history on Monday, April 19.

NORTHERN COLORADO

Head Coach 2006-2010

2009-10: 25-8

- Advanced to the post season for the first time in school history, advancing to the quarterfinals of the CollegeInsiders.com Tournament while racking up a school record 25 victories.
- Coached one first-team All-Big Sky member and also the Big Sky Conference Defensive Player of the Year.
- resurrected the basketball program at Northern Colorado, including a breakout season in 2009-10 (25-8, .758) and finished second in the Big Sky Conference.
- Guided the Bears to a 56-66 record (.459) the past four seasons.
- Awarded the NABC Division I All-District Coach of the Year, the Big Sky Coach of the Year by both *The Sporting News* and *CollegeInsider.com*, where he was also named a finalist for the National Mid-Major Coach of the Year award.

2008-09: 14-18 UNC's first Big Sky Tourney berth

- Improved from one conference win his first season to an even 8-8 mark and earned the school's first Division I post season trip, to the Sun Belt Conference Tournament.

2007-08: 13-16 Won at SDSU (RPI top 50)

- Defeated Colorado State, 72-59, in his second season and also knocked off San Diego State, 72-59. The Aztecs were ranked among the nation's top 50 teams in the RPI rankings

PERSONAL

DATE OF BIRTHJan. 6, 1963
 BIRTHPLACE.....Pueblo, Colo.
 WIFEAnn
 CHILDREN..... Jack, Claire, Pete
 HIGH SCHOOL..... Greeley (Colo.) Central, 1981
 COLLEGE Kansas, 1985
B.S., Business Administration

at that time.

2006-07: 4-24Bears' first year in Big Sky

- Named the 17th coach in UNC history on April 25, 2006.
- At that point, the Bears were in the midst of a transition to Division I in its first season as a member of the Big Sky Conference.
- Finished last nationally in the final RPI rankings for that season. There were, however, flashes of times to come that season, including close losses to both Colorado (88-86) and Colorado State (75-66).

WICHITA STATE

Associate Head Coach 2000-06

- Spent six seasons with current Texas A&M head coach Mark Turgeon and was part of another turn around that saw the Shockers improve from 9-19 (.321) his first year there to one of the nation's top mid-major teams in 2006 when Wichita State went 26-9 and advanced to the Sweet 16 of the NCAA Tournament. The Shockers eventually lost to Final Four Cinderella George Mason in the regional semifinals.
- finished with a No. 21 final ranking.
- 2005-06: 26-9 MVC champs, NCAA Sweet 16
- 2004-05: 22-10 .NIT second round
- 2003-04: 21-11 NIT
- 2002-03: 18-12NIT
- 2001-02: 15-15 9-9 in Missouri Valley Conf.
- 2000-01: 9-19

JACKSONVILLE STATE

Assistant Coach..... 1998-2000

- Boyle reconnected with Mark Turgeon, this time as an assistant coach at Jacksonville State, where they helped turn a team that was 8-18 into a 17-11 squad in just one season.
- 1999-00: 17-11 (12-6 in TransAmerica Conference)
- 1998-99: 8-18 -

TENNESSEE


Director Basketball Operations..... 1997-98

- Followed Jerry Green to Tennessee, where he was director of basketball operations when the Vols won 20 games and advanced to the NCAA Tournament.

OREGON

Assistant Coach..... 1994-97

- First collegiate coaching job (1994) an assistant under Jerry Green. Mark Turgeon was also an assistant from 1993-97.
- Spent three seasons helping the Ducks to the 1995 NCAA Tournament and 1997 NIT.
- 1996-97: 17-11NIT
- 1995-96: 16-13 -



NATE TOMLINSON #1

Junior • Guard • 6-3 • 190 • Sydney, Australia

PTS	REB	AST	ST	MIN	FG%	FT%	3-PT%
3.2	1.7	2.4	0.8	20.3	.500	.529	.451

- Suffered sprained ankle at Mizzou (three minutes) - did not return; also missed Kansas State

- 76 starts at the point guard (90 career games)
- Season-best 10 points and four FGs made in home win over Iowa State; five assists, a Big 12 high this season

- Tied career-high with eight assists against The Citadel (one turnover in 19 minutes); also added another six assists vs. UMES

- Seven games with four or more assists

- Three steals in each of the Harvard, Alcorn State

- Season-best four rebounds vs. Indiana, and at Harvard

- Made key three-pointer at the end of the first half against Colorado State at the buzzer cutting CU deficit from six to three points.

- three-of-five from field (8 points), three boards, three assists vs. Colorado State

2009-10 (Sophomore Year)

PTS	REB	AST	ST	MIN	FG%	FT%	3-PT%
5.3	2.5	4.2	1.1	27.3	.462	.822	.433

- Ran the point: More assists than turnovers: 23 of 32 games
- led in assists 15 of his last 18 games (22 times, 4 shared)
- surpassed his assist total from a year ago, 130 in 2009-10
- 2.03 Assist-Turnover Ratio
- Big 12-only stats: third in turnover-assist ratio (2.2) and fifth in assists (4.4).

2008-09 (Freshman Year)

PTS	REB	AST	ST	MIN	FG%	FT%	3-PT%
7.4	2.6	3.0	0.6	33.6	.461	.725	.427

- started all 28 games he played in
- led team in assists; 1.10 Assist-Turnover Ratio

Personal Bests

Points

Season	10	Iowa State (Feb. 1, 2011)
Big 12	13	Oklahoma (Feb. 17, 2010)
Career	20	Arizona (Nov. 24, 2009)

Field Goals

Season	4	Iowa State (Feb. 1, 2011)
Big 12	4	three times
Career	8	at Stanford (Nov. 29, 2008)

Field Goals Attempts

Season	6	three times
Big 12	8	at Texas Tech (Jan. 20, 2009)
Career	12	twice

3-Pointers Made

Season	3	vs. Kansas (Mar. 11, 2011)
Big 12	3	four times
Career	4	twice

3-Point Attempts

Season	4	four times
Big 12	5	three times
Career	7	at SMU (Jan. 5, 2009)

Free Throws

Season	2	twice
Big 12	4	Nebraska (Jan. 27, 2010)
Career	6	Gonzaga (Nov. 23, 2009)

Free Throw Attempts

Season	4	Indiana (Dec. 23, 2010)
Big 12	4	twice
Career	7	Gonzaga (Nov. 23, 2009)

Rebounds

Season	4	twice
Big 12	8	Oklahoma (Feb. 17, 2010)
Career	8	Oklahoma (Feb. 17, 2010)

Offensive Rebounds

Season	1	Colorado State (Dec. 8, 2010)
Big 12	3	Iowa State (Jan. 27, 2009)
Career	3	Iowa State (Jan. 27, 2009)

Defensive Rebounds

Season	4	twice
Big 12	8	Oklahoma (Feb. 17, 2010)
Career	8	Oklahoma (Feb. 17, 2010)

Assists

Season	8	The Citadel (Dec. 17, 2010)
Big 12	7	Texas A&M (Mar. 4, 2009)
Career	8	three times

Steals

Season	3	three times
Big 12	4	twice
Career	5	Chaminade (Nov. 25, 2009)

Blocks

Season	1	twice
Big 12	1	vs. Iowa State (Mar. 9, 2011)
Career	1	twice

Minutes

Season	36	Colorado State (Dec. 8, 2010)
Big 12	44	Texas (Feb. 14, 2009)
Career	44	Texas (Feb. 14, 2009)

2010-11 Game-by-Game (junior)

Game	GS	Min	FGs	3FGs	FTs	O-D-R	Pf	A	To	BL	ST	Pts
IDAHO STATE	*	29	2-4	2-4	0-0	0-2-2	3	3	2	0	0	6
at Georgia	*	33	1-1	1-1	2-2	0-0-0	4	1	2	0	1	5
at San Francisco	-	23	2-2	1-1	0-0	0-3-3	3	1	1	0	2	5
ALCORN STATE	*	27	3-4	2-3	0-0	0-1-1	2	2	0	0	3	8
at Harvard	*	31	0-1	0-0	0-0	0-4-4	2	2	0	0	3	0
TX-PAN AMERICAN	*	1	0-0	0-0	0-0	0-0-0	0	0	1	0	0	0
OREGON STATE	-	16	0-2	0-2	0-0	0-1-1	2	2	2	0	0	0
COLORADO STATE	*	36	3-5	1-3	1-2	1-2-3	3	3	1	0	1	8
THE CITADEL	*	19	1-2	1-2	0-0	0-2-2	4	8	1	0	1	3
LONGWOOD	*	17	0-1	0-1	0-0	0-2-2	3	3	1	0	0	0
vs. New Mexico	*	15	1-4	0-3	0-0	0-2-2	5	3	1	0	0	2
vs. Indiana	*	34	1-3	1-3	2-4	0-4-4	3	5	5	0	0	5
MD EASTERN SHORE	*	19	1-1	1-1	0-0	0-3-3	2	6	2	1	0	3
at Cal St. Bakersfield	*	19	2-3	2-3	0-0	0-2-2	3	0	1	0	3	6
WESTERN N.MEXICO												
did not play (injured)												
MISSOURI	*	17	0-2	0-1	0-1	0-3-3	3	0	1	1	0	0
at Kansas State	*	14	0-1	0-1	0-0	0-2-2	2	1	4	0	0	0
OKLAHOMA STATE	*	19	0-1	0-1	1-2	0-1-1	1	1	0	0	0	1
at Nebraska	*	14	0-2	0-1	0-0	0-0-0	1	3	0	0	1	0
at Oklahoma	*	15	0-0	0-0	0-0	1-1-2	3	0	0	0	0	0
KANSAS	*	29	3-6	2-3	0-0	0-0-0	4	3	0	0	1	8
at Baylor	*	16	1-3	0-1	1-2	0-1-1	2	2	1	0	1	3
IOWA STATE	*	29	4-6	2-4	0-0	0-1-1	1	5	2	0	1	10
at Missouri	*	3	0-0	0-0	0-0	0-1-1	3	0	0	0	0	0
TEXAS A&M												
did not play (injured - ankle)												
KANSAS STATE												
at Kansas	-	6	0-0	0-0	0-0	0-0-0	0	0	0	0	0	0
at Texas Tech	-	24	1-2	1-2	0-0	0-2-2	0	2	0	0	0	0
TEXAS	*	27	1-1	1-1	0-0	0-3-3	2	3	0	0	0	3
at Iowa State	*	22	3-6	1-4	1-1	0-2-2	1	3	2	0	0	8
NEBRASKA	*	16	0-0	0-0	1-2	0-1-1	1	1	1	0	0	1
vs. Iowa State	*	20	0-0	0-0	0-0	1-1-2	2	4	1	1	0	0
vs. Kansas State	*	16	1-1	1-1	0-0	0-2-2	0	1	2	0	0	3
vs. Kansas	*	22	3-4	3-4	0-1	0-1-1	1	4	2	0	2	9

2009-10 Game-by-Game (sophomore)

Game	GS	Min	FGs	3FGs	FTs	O-D-R	Pf	A	To	BL	ST	Pts
ARK.-PINE BLUFF	-	32	2-5	1-2	2-2	0-6-6	3	7	1	0	0	7
COPPIN STATE	-	15	0-3	0-3	0-0	0-7-7	3	3	1	0	0	0
TEXAS SOUTHERN	-	24	3-3	2-2	0-0	0-1-1	1	2	2	0	2	8
vs. Gonzaga	-	33	1-5	0-1	6-7	0-1-1	2	8	2	0	0	8
vs. Arizona	-	33	7-9	3-3	3-3	1-2-3	3	4	2	0	0	20
at Chaminade	-	28	2-3	1-1	0-0	0-4-4	2	8	3	0	5	5
SAN FRANCISCO	-	26	2-2	2-2	0-0	0-3-3	1	6	1	0	2	6
at Oregon State	-	26	1-5	0-3	0-3	0-3-3	3	3	2	0	0	2
COLO. CHRISTIAN	*	28	1-2	0-1	4-4	0-3-3	2	3	2	0	3	6
at Colorado State	-	19	1-2	1-2	0-0	1-1-2	1	0	3	0	1	3
CSU NORTHBRIDGE	*	30	3-3	2-2	0-0	0-1-1	1	4	2	0	2	8
YALE	*	30	1-3	0-1	2-3	0-4-4	1	2	3	0	3	4
at Tulsa	*	26	3-6	1-4	0-0	1-2-3	3	4	1	0	0	7
MIAMI (OH)	*	32	1-1	1-1	2-2	1-2-3	2	2	2	0	0	5
at Texas	*	23	2-4	1-3	2-3	0-1-1	3	6	2	0	0	7
BAYLOR	*	31	3-6	2-4	3-4	0-1-1	3	4	0	0	2	11
KANSAS STATE	*	26	0-1	0-0	0-0	0-1-1	4	6	2	0	2	0
at Oklahoma State	*	16	0-2	0-1	0-0	0-1-1	0	3	4	0	0	0
at Texas A&M	*	23	0-3	0-3	0-0	0-0-0	2	6	3	0	0	0
NEBRASKA	*	34	2-5	2-5	4-4	2-4-6	1	5	3	0	2	10
at Iowa State	*	24	1-5	1-3	0-0	0-1-1	5	4	1	0	4	3
KANSAS	*	38	2-4	1-3	0-0	0-1-1	4	5	3	0	0	5
MISSOURI	*	36	2-5	2-4	2-2	0-2-2	2	2	3	0	0	8
at Kansas State	*	31	0-0	0-0	0-0	0-0-0	2	3	4	0	0	0
OKLAHOMA	*	28	4-6	2-4	3-4	0-8-8	4	3	2	0	1	13
at Kansas	*	24	0-0	0-0	0-0	0-1-1	5	4	1	0	1	0
at Missouri	*	17	0-1	0-1	0-0	0-0-0	2	3	2	0	1	0
IOWA STATE	*	32	1-4	0-2	0-0	0-3-3	3	5	1	0	0	2
at Nebraska	*	31	2-4	2-3	0-0	0-2-2	2	6	1	0	1	6
TEXAS TECH	-	19	0-0	0-0	4-4	0-0-0	4	6	1	0	1	4
vs. Texas Tech	*	30	2-4	2-3	0-0	1-3-4	3	3	4	0	0	6

2008-09 Game-by-Game (freshman)

Game	GS	Min	FGs	3FGs	FTs	O-D-R	Pf	A	To	BL	ST	Pts
ARK.-PINE BLUFF	*	33	4-5	4-5	0-0	0-4-4	1	3	0	0	0	12
MONTANA STATE	*	38	2-8	0-2	0-2	2-3-5	4	4	3	0	0	4
HARVARD	*	34	1-2	0-1	2-2	0-1-1	3	5	4	0	0	4
LAFAYETTE	*	36	2-5	1-2	5-6	0-4-4	2	3	3	0	2	10
at Stanford	*	35	8-12	1-4	1-2	0-3-3	0	3	3	0	0	18
TCU												
did not play												
COLORADO STATE	*	36	5-6	1-2	0-1	0-4-4	1	3	2	0	1	11
PRAIRIE VIEW A&M	*	28	2-5	1-2	0-0	0-1-1	0	4	3	0	1	5
La.-MONROE	*	20	1-4	1-3	2-2	1-2-3	4	4	0	0	0	5
vs. Coppin State	*	35	3-4	3-4	0-0	0-3-3	0	6	6	0	1	9
vs. Buffalo	*	38	5-12	0-4	3-3	1-0-1	2	3	2	0	1	13
vs. Vermont	*	34	3-8	1-4	4-4	1-1-2	1	1	1	0	0	11
at SMU	*	34	4-11	2-7	0-1	0-2-2	1	5	3	0	1	10
WESTERN STATE	*	35	3-8	1-3	2-4	1-1-2	4	3	0	0	0	9
at Missouri	*	29	0-1	0-1	2-2	1-1-2	3	3	4	0	0	2
KANSAS	*	33	0-2	0-1	0-0	0-2-2	3	1	7	0	1	0
at Texas Tech	*	37	3-8	3-5	0-0	1-3-4	1	1	2	0	4	9
KANSAS STATE	*	23	2-4	1-2	1-2	0-0-0	5	1	4	0	1	6
IOWA STATE	*	33	3-6	2-4	1-2	3-3-6	1	1	0	0	0	9
at Kansas	*	32	3-4	1-2	0-0	0-0-0	1	2	0	0	0	7
NEBRASKA	*	38	1-3	1-2	2-2	0-1-1	3	1	3	0	0	5
at Oklahoma	*	38	4-6	3-3	0-0	0-4-4	5	4	4	0	0	11
at Iowa State	*	31	1-3	1-2	0-0	0-4-4	0	1	2	0	1	3
TEXAS	*	44	1-5	1-4	2-3	0-1-1	3	5	1	0	0	5
at Nebraska	*	34	2-7	2-5	0-0	1-2-3	3	0	6	0	0	6
MISSOURI	*	23	1-2	1-1	0-0	0-2-2	2	3	4	0	0	3
OKLAHOMA STATE												
at Baylor												
did not play												
TEXAS A&M	*	34	2-2	0-0	0-0	0-2-2	2	7	1	0	0	4
at Kansas State	*	37	3-6	2-3	2-2	2-3-5	4	4	6	0	2	10
vs. Texas	*	39	2-5	1-4	0-0	0-2-2	2	3	0	1	5	5



Shannon Sharpe #2

6-1, 200, Fr-RS, PG
Corona, Calif. (Centennial)

PTS	REB	AST	ST	MIN	FG%	FT%	3-PT%
1.9	1.3	1.2	0.3	13.4	.404	.600	.067

2010-11

- Four points, and an assist against Kansas Big 12 Semifinals
- Came off the bench scoring nine points with three assists, one block, one steal against Maryland Eastern Shore
- Made first career three-pointer vs. New Mexico with seven points
- Played 19 minutes in college debut with an assist, block, steal and a point
- Season-best 23 minutes against Longwood (Dec. 19) with two blocks and five assists
- Season-best six assists vs. Texas-Pan American (Nov. 30)
- First collegiate start at San Francisco (21 mins.); also started vs. Alcorn State

& Western New Mexico

- Also started against Alcorn State with three assists

2009-10 (freshman): Missed the entire 2009-10 season after suffering a left knee injury during pre-season workouts in October • Successful micro-fracture surgery in November • Returns 100 percent in 2010-11 with four more years playing the point-guard position • One of four freshmen entering the 2009-10 season.

CORONA CENTENNIAL HS: As a senior in 2007-08, averaged 17.9 ppg., 7.9 rpg., 7.7 apg., 3.2 spg. • Helped the Huskies to a 27-5 record during his senior season • Tallied four top-five Mountain View League finishes in points (2nd), assists (1st), steals (1st), rebounds (4th) • Recorded five triple-doubles during his senior season • Mountain View League and Triple Crown Tournament most valuable player • Also named to the Inland Empire and Corona all-tournament team • Division 2 All-California Interscholastic Federation (CIF) and All-Riverside County first-team his senior year • Member of 2007 All-California Interscholastic Federation (CIF) championship team • Helped Corona to the 2007 and 2008 Mountain View League Championship • In 2008, AAU team was ranked No. 3 nationally.

ACADEMICS: Open Option major in Colorado's College of Arts and Sciences.

PERSONAL: Born April 8, 1990 in Riverside, Calif. • Son of the late Jude and Monique Sharpe • Has a younger sister, Shari • Nickname is "duece" • Spent 2008-09 at Laurinburg (N.C.) Institute, but did not play basketball • Lists graduating from high school as his biggest moment of prep career.

2010-11 Game-by-Game (freshman)

Game	GS	Min	FGs	3FGs	FTs	O-D-R	Pf	A	To	BL	ST	Pts
IDAHO STATE	-	19	0-0	0-0	1-2	0-0-0	3	1	2	1	1	1
at Georgia	-	12	2-2	0-0	0-1	1-1-2	3	0	2	0	0	4
at San Francisco	*	21	0-0	0-0	0-2	1-0-1	2	1	0	2	0	0
ALCORN STATE	*	17	1-1	0-0	2-2	0-2-2	2	3	0	0	0	4
at Harvard	-	14	1-3	0-0	0-0	2-0-2	1	0	2	0	0	2
TX PAN AMERICAN	-	28	0-3	0-1	0-2	2-2-4	2	6	2	1	2	0
OREGON STATE	-	15	0-1	0-1	0-2	0-1-1	0	1	1	0	1	0
COLORADO STATE	-	11	0-0	0-0	0-0	0-1-1	1	1	0	0	0	0
THE CITADEL	-	14	1-3	0-1	2-2	0-0-0	2	2	0	0	0	4
LONGWOOD	-	23	1-4	0-1	0-0	2-1-3	2	5	0	2	0	3
vs. New Mexico	-	11	3-3	1-1	0-0	0-0-0	0	2	0	0	0	7
vs. Indiana	-	9	0-1	0-1	0-0	0-0-0	0	0	1	0	0	0
MD EASTERN SHORE	-	21	3-4	0-1	3-3	0-2-2	1	3	2	1	1	9
at Cal St. Bakersfield	-	18	0-1	0-0	4-4	0-1-1	0	0	3	0	1	4
WESTERN N. MEXICO	*	27	1-4	0-1	0-0	1-0-1	0	1	2	0	1	2
MISSOURI	-	11	0-0	0-0	0-0	1-0-1	0	1	1	1	0	0
at Kansas State	-	15	1-2	0-1	2-2	0-3-3	2	2	0	0	0	4
OKLAHOMA STATE	-	12	0-0	0-0	0-0	0-1-1	0	1	0	0	0	0
at Nebraska	-	10	0-1	0-1	0-0	0-1-1	0	1	0	0	1	0
at Oklahoma	-	9	0-2	0-1	0-0	0-1-1	1	0	0	0	0	0
KANSAS	-	9	0-0	0-0	1-2	0-1-1	0	2	0	0	0	1
at Baylor	-	7	0-0	0-0	0-0	0-1-1	1	0	0	0	1	0
IOWA STATE	-	17	1-4	0-2	1-2	1-2-3	1	1	0	0	0	3
at Missouri	-	15	2-3	0-0	0-0	0-0-0	2	1	1	0	1	4
TEXAS A&M	-	17	1-2	0-0	0-0	0-1-1	0	0	0	0	0	2
KANSAS STATE	-	21	3-4	0-1	2-4	0-2-2	1	0	2	0	0	8
at Kansas	-	3	0-0	0-0	0-0	0-1-1	0	0	1	0	0	0
at Texas Tech	-	12	0-0	0-0	0-0	1-1-2	1	2	0	0	0	0
TEXAS	-	3	0-1	0-0	0-0	2-0-2	1	0	0	0	0	0
at Iowa State	-	4	0-1	0-1	0-0	0-0-0	0	1	1	0	0	0
NEBRASKA	-	8	0-0	0-0	0-0	0-2-2	0	0	0	0	0	0
vs. Iowa State	-	3	0-1	0-0	0-0	0-0-0	0	1	0	0	0	0
vs. Kansas State	-	12	0-4	0-0	0-0	0-2-2	0	0	0	0	0	0
vs. Kansas	-	7	2-2	0-0	0-0	0-0-0	0	1	0	0	0	4

Personal Bests

Points

Season	9	MD Eastern Shore (Dec. 29, 2010)
Big 12	8	Kansas State (Feb. 12, 2011)
Career	9	MD Eastern Shore (Dec. 29, 2010)

Field Goals

Season	3	three times
Big 12	3	Kansas State (Feb. 12, 2011)
Career	3	three times

Field Goals Attempts

Season	4	five times
Big 12	4	twice
Career	4	five times

3-Pointers Made

Season	1	New Mexico (Dec. 22, 2010)
Big 12	-	
Career	1	New Mexico (Dec. 22, 2010)

3-Point Attempts

Season	2	Iowa State (Feb. 1, 2011)
Big 12	2	Iowa State (Feb. 1, 2011)
Career	2	Iowa State (Feb. 1, 2011)

Free Throws

Season	4	CSU-Bakersfield (Jan. 2, 2011)
Big 12	2	at Kansas State (Jan. 12, 2011)
Career	4	CSU-Bakersfield (Jan. 2, 2011)

Free Throw Attempts

Season	3	MD Eastern Shore (Dec. 29, 2010)
Big 12	2	at Kansas State (Jan. 12, 2011)
Career	3	MD Eastern Shore (Dec. 29, 2010)

Rebounds

Season	4	TX-Pan American (Nov. 30, 2010)
Big 12	3	twice
Career	4	TX-Pan American (Nov. 23, 2010)

Offensive Rebounds

Season	2	four times
Big 12	2	Texas (Feb. 26, 2011)
Career	2	four times

Defensive Rebounds

Season	3	at Kansas State (Jan. 12, 2011)
Big 12	3	at Kansas State (Jan. 12, 2011)
Career	3	at Kansas State (Jan. 12, 2011)

Assists

Season	6	Texas-Pan American (Nov. 30, 2010)
Big 12	2	three times
Career	6	Texas-Pan American (Nov. 30, 2010)

Steals

Season	2	Texas-Pan American (Nov. 30, 2010)
Big 12	1	three times
Career	2	Texas-Pan American (Nov. 30, 2010)

Blocks

Season	2	twice
Big 12	1	Missouri (Jan. 8, 2011)
Career	2	twice

Minutes

Season	28	Texas-Pan American (Nov. 30, 2010)
Big 12	21	Kansas State (Feb. 12, 2011)
Career	28	Texas-Pan American (Nov. 30, 2010)



MARCUS RELPHORDE #5

Senior • Guard • 6-7 • 220 • Chicago, Ill.

PTS	REB	AST	ST	MIN	FG%	FT%	3-PT%
11.5	4.3	2.3	1.1	28.3	.436	.775	.413

• Third career double-double at Mizzou (13 pts., 12 reb.) • Scored 10 or more points in 10 of 19 Big 12 games • 21 points at Iowa State, 19 vs. Nebraska: 40 points, two games, best 2 game total •

• career-best four steals at Kansas State & vs. Nebraska • Has started all 34 games • Led CU in assists eight times (four shared); rebounding three times (twice shared), steals nine times (twice shared), twice in blocks

• Career-best eight assists in home win over Oregon State and tied Big 12 best with six assists in home win over Iowa State

• 43 career double-digit scoring games (22 this year) • 64-consecutive game starts (missed one game-injury)

Personal Bests

Points

Season	21	at Iowa State (Mar. 2, 2011)
Big 12	24	at Texas (Jan. 9, 2010)
Career	24	at Texas (Jan. 9, 2010)

Field Goals

Season	8	at Iowa State (Mar. 2, 2011)
Big 12	8	twice
Career	8	twice

Field Goals Attempts

Season	16	at Iowa State (Mar. 2, 2011)
Big 12	16	at Iowa State (Mar. 2, 2011)
Career	16	twice

3-Pointers Made

Season	5	at Iowa State (Mar. 2, 2011)
Big 12	5	at Iowa State (Mar. 2, 2011)
Career	5	at Iowa State (Mar. 2, 2011)

3-Point Attempts

Season	10	at Iowa State (Mar. 2, 2011)
Big 12	10	at Iowa State (Mar. 2, 2011)
Career	10	at Iowa State (Mar. 2, 2011)

Free Throws

Season	7	Colorado State (Dec. 8, 2010)
Big 12	6	twice
Career	7	Colorado State (Dec. 8, 2010)

Free Throw Attempts

Season	8	Colorado State (Dec. 8, 2010)
Big 12	9	Kansas State (Jan. 16, 2010)
Career	9	Kansas State (Jan. 16, 2010)

Rebounds

Season	12	at Missouri (Feb. 5, 2011)
Big 12	12	at Missouri (Feb. 5, 2011)
Career	12	at Missouri (Feb. 5, 2011)

Offensive Rebounds

Season	5	Western New Mexico (Jan. 5, 2011)
Big 12	4	Kansas (Feb. 3, 2010)
Career	5	Western New Mexico (Jan. 5, 2011)

Defensive Rebounds

Season	6	vs. Iowa State (Mar. 9, 2011)
Big 12	10	Oklahoma (Feb. 17, 2010)
Career	10	Oklahoma (Feb. 17, 2010)

Assists

Season	8	Oregon State (Dec. 4, 2010)
Big 12	6	twice
Career	8	Oregon State (Dec. 4, 2010)

Steals

Season	4	twice
Big 12	4	twice
Career	4	twice

Blocks

Season	3	Western New Mexico (Jan. 5, 2011)
Big 12	1	twice
Career	3	Western New Mexico (Jan. 5, 2011)

Minutes

Season	37	twice
Big 12	39	Kansas (Feb. 3, 2010)
Career	39	Kansas (Feb. 3, 2010)

2009-10 (Junior Year)

PTS	REB	AST	ST	MIN	FG%	FT%	3-PT%
11.0	4.1	2.0	1.2	27.0	.411	.684	.343

- pair of double-doubles (KU, OU) • started 30 games played in, missed one game (at K-State)
- third in scoring and tied for second with 35 steals • 21 games 10+ points • one 20-point effort (at Texas)
- led team in scoring three times; rebounding seven times; assists six times; team leader in 3-pointers (34)
- Co-Big 12 Rookie of the Week (Jan. 11-17): 17.5 ppg, 5.0 rpg., 57.9% (11-of-19, 4-of-7 3pters.)

2010-11 Game-by-Game (senior)

Game	GS	Min	FGs	3FGs	FTs	O-D-R	Pf	A	To	BL	ST	Pts
IDAHO STATE	*	26	4-8	1-2	3-4	0-1-1	1	3	0	0	2	12
at Georgia	*	30	2-10	1-5	3-4	2-5-7	1	1	1	0	0	8
at San Francisco	*	33	1-6	0-1	0-0	0-3-3	3	3	0	0	0	2
ALCORN STATE	*	23	4-7	2-3	5-5	1-5-6	0	1	3	0	2	15
at Harvard	*	25	4-9	1-2	3-6	2-2-4	3	0	2	0	0	12
TX-PAN AMERICAN	*	28	5-8	4-4	2-2	1-4-5	2	2	2	0	2	16
OREGON STATE	*	31	6-12	0-2	0-0	1-5-6	1	8	4	0	1	12
COLORADO STATE	*	33	5-9	1-1	7-8	1-3-4	4	3	1	0	0	18
THE CITADEL	*	23	3-9	1-3	0-0	0-5-5	2	4	2	0	3	7
LONGWOOD	*	25	5-6	1-1	3-5	2-1-3	1	1	2	0	0	14
vs. New Mexico	*	28	4-10	1-5	4-7	1-1-2	4	3	3	0	0	13
vs. Indiana	*	26	6-8	0-0	2-2	2-1-3	4	1	3	0	0	14
MD EAST. SHORE	*	23	7-9	0-0	1-4	0-3-3	1	3	2	0	0	15
at Cal St. Bakersfield	*	25	3-7	0-1	5-5	1-3-4	2	2	1	0	0	11
WESTERN N.MEXICO	*	28	4-12	0-3	5-6	5-2-7	2	1	1	3	2	13
MISSOURI	*	37	3-14	0-3	2-3	1-4-5	2	4	3	0	2	8
at Kansas State	*	34	4-11	1-1	3-4	2-3-5	3	1	4	0	4	12
OKLAHOMA STATE	*	29	4-10	0-2	6-6	3-2-5	3	1	1	0	1	14
at Nebraska	*	33	3-6	2-4	1-2	0-2-2	2	2	3	0	1	9
at Oklahoma	*	33	3-8	0-0	0-0	1-3-4	4	3	4	0	3	6
KANSAS	*	31	5-13	3-4	2-2	0-3-3	3	3	1	0	0	15
at Baylor	*	27	2-7	0-1	0-2	1-2-3	4	1	0	0	1	4
IOWA STATE	*	21	6-9	3-5	0-0	0-2-2	2	6	1	0	2	15
at Missouri	*	37	5-15	2-4	1-2	3-9-12	2	2	4	0	2	13
TEXAS A&M	*	34	3-8	2-3	1-2	3-2-5	3	1	3	0	1	9
KANSAS STATE	*	11	2-4	0-1	0-0	1-1-2	5	2	2	0	1	4
at Kansas	*	30	4-12	0-3	4-5	0-2-2	2	1	4	0	0	12
at Texas Tech	*	27	6-14	0-4	3-3	1-5-6	3	2	0	0	0	15
TEXAS	*	28	2-6	1-3	0-0	0-4-4	4	3	3	0	0	5
at Iowa State	*	32	8-16	5-10	0-0	4-3-7	3	1	2	0	0	21
NEBRASKA	*	31	5-12	3-3	6-6	1-4-5	2	2	1	0	4	19
vs. Iowa State	*	35	2-7	1-2	4-4	0-6-6	3	1	5	1	0	9
vs. Kansas State	*	21	3-3	1-1	3-3	0-2-2	4	1	4	0	1	10
vs. Kansas	*	23	4-9	1-5	0-0	1-3-4	3	4	3	0	2	9

2009-10 Game-by-Game (junior)

Game	GS	Min	FGs	3FGs	FTs	O-D-R	Pf	A	To	BL	ST	Pts	
ARK.-PINE BLUFF	*	18	3-8	0-3	0-0	0-4-4	4	1	3	0	2	6	
COPPIN STATE	*	28	4-10	2-4	4-4	2-4-6	2	4	2	0	1	14	
TEXAS SOUTHERN	*	30	4-9	0-1	3-4	0-2-2	2	4	3	0	2	11	
vs. Gonzaga	*	24	4-7	1-2	1-2	1-1-2	4	2	1	0	1	10	
vs. Arizona	*	17	0-7	0-2	1-2	1-0-1	1	0	0	0	0	1	
at Chaminade	*	28	4-16	2-8	3-4	1-4-5	3	1	2	0	0	13	
SAN FRANCISCO	*	28	4-10	1-3	1-2	0-2-2	2	6	1	2	1	10	
at Oregon State	*	29	3-9	2-4	5-6	1-0-1	2	0	0	0	1	13	
COLO. CHRISTIAN	*	22	3-6	0-1	2-2	0-2-2	3	1	3	0	1	8	
at Colorado State	*	25	2-9	0-5	4-5	0-5-5	5	1	2	0	0	8	
CSU NORTHRIDGE	*	27	4-6	3-3	2-2	1-3-4	4	4	3	1	3	13	
YALE	*	29	6-11	1-2	2-3	2-4-6	5	1	1	0	3	15	
at Tulsa	*	20	0-5	0-1	0-0	0-1-1	5	1	2	0	0	0	
MIAMI (OH)	*	31	5-7	1-1	3-5	0-3-3	3	1	2	0	2	14	
at Texas	*	27	8-13	3-6	5-5	2-3-5	5	0	4	0	1	24	
BAYLOR	*	34	6-12	2-4	3-6	3-4-7	2	2	0	0	1	17	
KANSAS STATE	*	19	5-7	2-3	6-9	1-2-3	4	2	4	0	1	18	
at Oklahoma State	*	27	2-9	0-4	0-0	0-3-3	1	2	3	0	0	4	
at Texas A&M	*	20	0-6	0-2	0-0	2-3-5	2	1	3	0	2	0	
NEBRASKA	*	29	3-5	1-2	2-3	1-3-4	1	0	2	0	2	9	
at Iowa State	*	30	4-12	1-5	2-4	0-4-4	3	2	1	0	1	11	
KANSAS	*	39	7-15	1-4	3-5	4-7-11	4	1	1	1	0	18	
MISSOURI	*	17	0-5	0-2	2-4	3-2-5	3	3	1	1	1	2	
at Kansas State	*	did not play (tendinitis left knee)											
OKLAHOMA	*	36	6-13	1-3	0-1	0-10-10	1	6	2	0	2	13	
at Kansas	*	33	7-14	2-4	0-0	1-3-4	1	3	4	0	2	16	
at Missouri	*	24	3-10	1-4	4-4	1-4-5	2	1	3	0	0	11	
IOWA STATE	*	35	4-10	2-4	2-2	1-0-1	4	2	4	0	2	12	
at Nebraska	*	24	3-6	2-3	4-6	0-3-3	4	3	2	1	0	12	
TEXAS TECH	*	32	7-13	3-6	1-5	0-4-4	3	3	2	0	0	18	
vs. Texas Tech	*	29	4-10	0-3	2-3	0-4-4	3	3	4	0	3	10	



ALEC BURKS #10

Sophomore • Guard • 6-6 • 195 • Grandview, Mo.

PTS	REB	AST	ST	MIN	FG%	FT%	3-PT%
20.1	6.4	2.9	0.9	31.3	.456	.823	.282

- 2010-11 All-Big 12 Conference first team (unanimous)
- Sixth player in school history to score over 600 points in a season.
- second 30-point effort with 33 pts. in the upset over No. 5/5 Texas
- Scored a career-high 36 points in home win over Mizzou.
- First place all-time CU scoring sophomores season with 682 points.
- Third all-time in season points (682).
- 8th in season field goals made (220).
- 28 career, 20+ point scoring games (20 of 34 games this season)
- Led team in scoring 34 times (22 times this year)
- 61 career double-digit games in 63 games played (32 this season)
- 57 pts. vs. Mizzou this year (28.5 ppg. against the Tigers)

- 27 games this season 5+ rebounds; 16 games w/ 7+ rebounds
- 21 games of 22 games with 5+ rebounds
- four double-doubles (Iowa State - Big 12 Tourney, Oklahoma State, Iowa State, Texas).
- seven straight from (Jan. 18-Feb. 9), was a CU-best for consecutive scoring games in the 15 years of Big 12 play
- 18th on the school's all-time scoring list (1,194 pts.)
- 50 career games with at least five or more field goals in a game
- 2011 Wooden Award Preseason Top 50 Watch list & Top 30 List announced (Jan. 6)
- 2011 Naismith Trophy Preseason Top 50 Watch List & Top 30 List announced (Feb. 10)
- 2011 Bob Cousy Award Watch List
- Preseason Playboy magazine All-America First Team
- Phillips 66 Big 12 Player (Jan. 3-9; Feb. 21-27)

- Did not start against Alcorn State, still recorded his fourth consecutive 20-point effort with 22 points, six rebounds, and 8-of-13 from the field
- Scored a then career-high 29 points (11 made FGs, a career-high) at San Francisco

2009-10 (Freshman Year)

PTS	REB	AST	ST	MIN	FG%	FT%	3-PT%
17.1	5.0	1.8	1.2	30.2	.538	.772	.352

- CU's first-ever Big 12 Conference Freshman of the Year
- Set CU freshman record points scored (512); first in Big 12 freshman scoring; 2nd in rebounding (5.0); 2nd in FG% (.538)
- Scored a school freshman record 512 points and became first CU freshman to surpass 500 points.
- Big 12 Conference Freshman of the Year, Big 12 All-Rookie Team, All-Big 12 Honorable Mention, 2009-10 CollegeInsider.com All-America Freshman Team, 2009-10 Basketball Times' All-Freshman first team, CU Sports Performers of the Year: Male Freshman of the Year, Sporting News Magazine All-Freshman second team, 2009-2010 Big 12 specialty teams (Kansas City Star) All-Freshman team.
- led all Big 12 freshmen in scoring, was second in rebounding, and fourth in steals. Burks shot a team-high 52.4 FG percentage against Big 12 opponents and netted eight, 20-plus scoring games.
- Fourth nationally of all freshmen in points per game (17.1) and field goal percentage (53.8).
- Only the second CU freshman to lead team in rebounding (5.0 rpg.) since Matt Bullard (6.4, 1985-86)
- 2nd on the team in scoring with 512 points; 150 boards is sixth highest total by a CU freshman;
- tied for 2nd on the team (with Relphorde) w/ 35 steals
- second in Big 12-only FG% (.524)
- Led all Big 12 freshmen in scoring; second in rebounding; fourth in steals
- double-figures in 29 games (missed KU game, Feb. 3)
- seventh in conference scoring (17.1); eight in Big 12-only games (17.3 ppg.)
- led Big 12 (all games) in FG% with a .538; second in Big 12-only (.524)
- Season-high 27 points against Missouri (Feb. 6), season-high 10 rebounds twice: against Miami (OH) (Jan. 5), against Texas Tech (Mar. 10)
- two double-doubles; 30 starts; 10 or more points in 29 games
- first in FG% (.538); fourth in assists (53); tied for second with 35 steals.
- Scored 20+ points eight times (CU's record in those games was 3-5)
- Against Big 12 opponents, Burks shot a team-high .524 FG percentage
- Led the team in scoring in 12 games
- Led the team in rebounds in 14 games

- 14 games 18+ points, including eight 20+ point efforts
- 23 games with at least five or more FGs
- led in scoring 12 times (three shared); rebounding 14 times (4 shared)
- 20 games this season shooting over 50 percent from the field
- 10 games over 60+ percent

Personal Bests

Points	Season	36	Missouri (Jan. 8, 2011)
	Big 12	36	Missouri (Jan. 8, 2011)
	Career	36	Missouri (Jan. 8, 2011)

Field Goals

Season	12	Missouri (Jan. 8, 2011)
Big 12	12	Missouri (Jan. 8, 2011)
Career	12	Missouri (Jan. 8, 2011)

Field Goals Attempts

Season	21	Texas (Feb. 26, 2011)
Big 12	21	Texas (Feb. 26, 2011)
Career	21	Texas (Feb. 26, 2011)

3-Pointers Made

Season	3	Missouri (Jan. 8, 2011)
Big 12	3	Missouri (Jan. 8, 2011)
Career	3	Missouri (Jan. 8, 2011)

3-Point Attempts

Season	6	three times
Big 12	6	three times
Career	6	four times

Free Throws

Season	12	Texas (Feb. 26, 2011)
Big 12	12	Texas (Feb. 26, 2011)
Career	12	Texas (Feb. 26, 2011)

Free Throw Attempts

Season	20	Texas (Feb. 26, 2011)
Big 12	20	Texas (Feb. 26, 2011)
Career	20	Texas (Feb. 26, 2011)

Rebounds

Season	15	vs. Iowa State (Mar. 9, 2011)
Big 12	15	vs. Iowa State (Mar. 9, 2011)
Career	15	vs. Iowa State (Mar. 9, 2011)

Offensive Rebounds

Season	6	Missouri (Jan. 8, 2011)
Big 12	6	Missouri (Jan. 8, 2011)
Career	6	at Oregon State (Dec. 4, 2009)

Defensive Rebounds

Season	11	vs. Iowa State (Mar. 9, 2011)
Big 12	11	vs. Iowa State (Mar. 9, 2011)
Career	11	vs. Iowa State (Mar. 9, 2011)

Assists

Season	6	three times
Big 12	6	three times
Career	6	three times

Steals

Season	3	twice
Big 12	3	three times
Career	6	Yale (Dec. 29, 2009)

Blocks

Season	2	Iowa State (Feb. 1, 2011)
Big 12	2	Iowa State (Feb. 1, 2011)
Career	3	at Tulsa (Jan. 2, 2010)

Minutes


Season	38	twice
Big 12	39	at Nebraska (Mar. 2, 2010)
Career	39	at Nebraska (Mar. 2, 2010)

2010-11 Game-by-Game (sophomore)

Game	GS	Min	FGs	3FGs	FTs	O-D-R	Pf	A	To	BL	ST	Pts
IDAHO STATE	*	31	5-13	0-1	10-10	0-0-0	3	2	2	0	0	20
at Georgia	*	35	5-14	0-2	11-15	1-4-5	4	3	3	0	1	21
at San Francisco	*	36	11-20	2-6	5-10	2-3-5	1	2	1	0	2	29
ALCORN STATE	-	19	8-13	2-3	4-5	2-4-6	0	2	0	1	1	22
Harvard	*	30	5-12	0-1	10-10	1-4-5	4	1	3	0	0	20
TX-PAN AMERICAN	*	28	4-10	0-1	4-5	3-4-7	2	5	3	0	1	12
OREGON STATE	*	27	7-12	1-4	0-0	0-2-2	3	2	3	0	2	15
COLORADO STATE	*	36	8-16	0-0	9-10	2-3-5	4	1	2	0	2	25
THE CITADEL	*	28	7-8	2-3	3-4	0-3-3	1	1	2	0	1	19
LONGWOOD	*	27	6-13	1-2	2-2	3-4-7	2	5	1	1	1	15
vs. New Mexico	*	35	7-14	0-2	11-13	0-1-1	1	1	2	0	1	25
vs. Indiana	*	18	2-3	0-0	5-7	1-2-3	5	2	3	0	0	9
MD EAST. SHORE	*	27	5-10	0-0	5-5	2-3-5	1	2	1	0	0	15
at Cal St. Bakersfield	*	30	7-14	0-2	5-6	4-4-8	4	4	2	0	1	19
WEST. N. MEXICO	*	24	8-19	0-1	4-4	4-4-8	1	2	2	1	1	20
MISSOURI	*	29	6-10	0-1	0-0	6-2-8	2	2	2	0	1	36
at Kansas State	*	31	4-15	0-0	4-7	1-6-7	4	2	6	0	0	12
OKLAHOMA STATE	*	35	4-13	1-2	11-12	4-7-11	3	2	3	1	0	20
at Nebraska	*	32	7-17	2-6	6-6	4-4-8	3	4	7	0	0	22
at Oklahoma	*	33	6-15	0-4	3-4	3-6-9	3	1	5	0	1	15
KANSAS	*	33	7-14	1-2	10-11	1-5-6	1	2	2	1	1	25
at Baylor	*	34	6-19	0-4	8-8	2-6-8	3	1	4	0	3	20
IOWA STATE	*	31	7-13	1-1	4-4	2-8-10	2	5	3	2	1	19
at Missouri	*	36	5-15	1-4	10-14	4-3-7	2	6	5	1	1	21
TEXAS A&M	*	38	7-15	2-3	8-8	2-3-5	4	3	3	0	1	24
KANSAS STATE	*	26	3-13	0-3	2-2	2-8-10	4	1	5	0	1	8
at Kansas	*	33	6-12	1-3	2-3	3-3-6	1	3	3	0	0	15
at Texas Tech	*	25	4-12	0-0	6-6	3-5-8	4	2	4	0	1	14
TEXAS	*	36	10-21	1-6	12-20	2-8-10	1	4	1	0	0	33
at Iowa State	*	36	9-19	1-5	5-7	3-6-9	1	4	0	1	0	24
NEBRASKA	*	33	3-11	0-3	6-8	1-1-2	1	3	2	0	1	12
vs. Iowa State	*	38	9-16	0-1	11-14	4-11-15	1	6	5	1	3	29
vs. Kansas State	*	31	7-14	2-3	8-8	3-3-6	3	5	3	1	2	24
vs. Kansas	*	33	9-18	0-4	5-6	4-1-5	3	6	1	0	1	23

2009-10 Game-by-Game (freshman)

Game	GS	Min	FGs	3FGs	FTs	O-D-R	Pf	A	To	BL	ST	Pts	
ARK.-PINE BLUFF	*	29	2-5	0-2	9-13	0-2-2	1	3	0	0	1	13	
COPPIN STATE	*	26	6-9	1-2	5-5	0-2-2	3	3	1	2	0	18	
TEXAS SOUTHERN	*	31	6-9	1-2	10-13	2-2-4	2	2	0	0	0	23	
vs. Gonzaga	*	23	5-6	1-1	0-0	1-5-6	3	0	5	0	0	11	
vs. Arizona	*	38	5-12	0-4	9-10	2-2-4	4	1	3	0	2	19	
at Chaminade	*	24	4-8	0-0	5-7	1-3-4	1	0	1	0	2	13	
SAN FRANCISCO	*	21	5-10	1-3	1-1	1-2-3	3	1	1	0	1	12	
at Oregon State	*	36	7-13	0-2	5-7	6-3-9	1	1	3	0	2	19	
COLO. CHRISTIAN	*	28	5-8	0-0	1-4	1-5-6	0	4	1	0	0	11	
at Colorado State	*	31	9-14	1-1	4-4	1-2-3	3	3	2	0	1	22	
CSU NORTHRIDGE	*	28	4-10	0-4	6-6	2-4-6	2	3	4	1	2	14	
YALE	*	29	4-10	0-2	11-13	2-1-3	1	3	4	0	6	19	
at Tulsa	*	29	7-11	2-3	1-1	4-4-8	4	1	3	3	0	17	
MIAMI (OH)	*	36	6-11	1-4	4-6	2-8-10	2	3	0	0	1	17	
at Texas	*	33	8-16	0-1	5-6	1-5-6	3	0	2	1	0	21	
BAYLOR	*	32	5-11	1-2	5-7	3-3-6	2	2	1	0	1	16	
KANSAS STATE	*	35	4-11	0-0	6-7	2-4-6	4	3	3	1	0	14	
at Oklahoma State	*	35	8-13	0-1	8-10	2-3-5	1	0	1	1	3	24	
at Texas A&M	*	32	8-16	0-0	3-3	2-1-3	3	0	0	0	2	19	
NEBRASKA	*	34	5-10	2-6	9-13	1-2-3	2	4	1	0	1	21	
at Iowa State	*	2	0-0	0-0	0-0	0-0-0	0	0	0	0	0	0	
KANSAS		did not play - injured (left knee sprain)											
MISSOURI	*	32	9-19	2-2	7-8	4-2-6	3	1	4	0	1	27	
at Kansas State	*	34	7-16	0-1	3-4	5-1-6	4	1	2	0	2	17	
OKLAHOMA	*	32	5-6	1-1	6-7	1-2-3	3	2	3	1	1	17	
at Kansas	*	31	7-16	0-1	3-4	2-5-7	3	1	2	1	0	17	
at Missouri	*	30	5-9	0-0	3-3	1-4-5	4	2	3	1	2	13	
IOWA STATE	*	33	3-6	1-3	4-4	1-1-2	2	4	1	0	0	11	
at Nebraska	*	39	7-9	1-1	4-6	1-2-3	3	1	1	0	0	19	
TEXAS TECH	*	29	8-12	1-1	7-11	3-6-9	4	3	2	0	2	24	
vs. Texas Tech	*	37	8-14	2-4	6-10	4-6-10	4	1	4	0	2	24	



CORY HIGGINS

#11

Senior • Guard • 6-5 • 180 • Danville, Calif.

PTS	REB	AST	ST	MIN	FG%	FT%	3-PT%
15.8	3.4	2.4	1.0	32.3	.432	.876	.341

- 15th player in Big 12 history at least 1800 career points (1,928, 15.2 ppg.)
- 12 points from third place on the CU scoring list
- 2010-11, 2009-10, 2008-09 All-Big 12 Third Team selection
- Holds four school records (career games, free throws made, career minutes, career starts)
- finished second all-time in Big 12-only games with 281 free throws made; sixth in attempts (343).
- has played 1,000 or more minutes in each season as a Buff.

CU CAREER LISTS

1st in games played (128); 1st in starts (127); 1st in free throws made (551); 1st in minutes (4,354);

3rd in steals (189); 3rd in scoring guards (1,928); 3rd in FT attempts (554); 4th in scoring (1,928); 6th in FGs made (632); 7th in FG attempts (1,343); 10th in assists (307); 9th in three-pointers made (119); 22nd in re-bounds (539).

• One of two players in school history to score over 1,800 points, 500 rebounds, 300 assists, and 180 steals (Donnie Boyce is the other).

- Led team with 28 pts. vs K-State at Big 12 Quarters; 23 points in home win over Oklahoma State
- Double-double in home win over Mizzou (third career): 18 pts., 10 rebs.
- Wooden Award Preseason Top 50 list

- Five 20-point efforts this season (30 career) • 10 or points in 30 of 34 games; 10 games w/ 18 or more
- Has led the team in scoring six times this season
- Led team in rebounding at USF, Missouri, Texas A&M (29th career)
- Scored seven of his game-high 22 points in the last 2:09 leading CU to a 78-69 win over Indiana at iBN Las Vegas Classic.
- scored seven points in the final two minutes converting a driving layup into a dunk, then added a three-point play with 1:01 remaining in the game increasing CU's lead to eight points. He then added an assist pushing CU's advantage to 10 points. The 22 points was Higgins' third 20-point effort of the season (28th career) and the third time he has led the Buffaloes in scoring in 2010-11 (40th career). Higgins also collected a season-best four steals and was 9-for-9 at the free throw line against the Hoosiers.

2009-10 (Junior Year)

PTS	REB	AST	ST	MIN	FG%	FT%	3-PT%
18.9	3.9	2.4	1.9	33.4	.505	.833	.356

- All-Big 12 third team • Led Big 12 (only) in steals (2.1)
- Scored 587 points, most by any CU player since 1991-92
- third in Big 12-only FG percentage (.522)
- 45th nationally in points per game • Shot a career season-best from the field and FT line
- led CU in scoring in five of the last 10 games (20.2 ppg.) and 51.5 percent from the field
- scored in double digits in all but one game (Chaminade, 6 pts.).
- 13th nationally of all juniors last season in steals per game.
- 20th of all juniors in points per game; 24th of all juniors in FG%; t-28th of all juniors in FT%.

2008-09 (Sophomore Year)

PTS	REB	AST	ST	MIN	FG%	FT%	3-PT%
17.4	5.4	2.6	1.9	37.0	.476	.830	.360

- All-Big 12 third team
- One of 13 players nationally to rank first or second on their team in five major statistical categories (points, rebounds, assists, steals, blocks)
- Scored 538 points • under five minutes to play was 81.2 percent at FT line
- Rainbow Classic All-Tournament team • Led Big 12 (only) in steals (2.1)

2007-08 (Freshman Year)

PTS	REB	AST	ST	MIN	FG%	FT%	3-PT%
8.3	3.9	2.3	1.1	33.6	.459	.680	.333

- started all 32 games • second in assists and steals; third in rebounding
- 266 points scored ranked 10th all-time of freshman scorers

Personal Bests

Points

Season	28	twice
Big 12	34	Texas (Feb. 14, 2009)
Career	34	Texas (Feb. 14, 2009)

Field Goals

Season	10	vs. Kansas State (Mar. 10, 2011)
Big 12	12	twice
Career	12	twice

Field Goals Attempts

Season	24	at San Francisco (Nov. 20, 2010)
Big 12	20	Texas (Feb. 14, 2009)
Career	24	at San Francisco (Nov. 20, 2010)

3-Pointers Made

Season	4	The Citadel (Dec. 17, 2010)
Big 12	3	twice
Career	5	Coppin State (Nov. 16, 2009)

3-Point Attempts

Season	6	TX Pan American (Nov. 30, 2010)
Big 12	5	four times
Career	6	Coppin State (Nov. 16, 2009)

Free Throws

Season	11	Colorado State (Dec. 8, 2010)
Big 12	12	Kansas (Jan. 17, 2009)
Career	16	Ark.-Pine Bluff (Nov. 13, 2009)

Free Throw Attempts

Season	14	Colorado State (Dec. 8, 2010)
Big 12	12	Kansas (Jan. 17, 2009)
Career	16	Ark.-Pine Bluff (Nov. 13, 2009)

Rebounds

Season	10	Missouri (Jan. 8, 2011)
Big 12	9	Texas (Feb. 14, 2009)
Career	10	three times

Offensive Rebounds

Season	4	at San Francisco (Nov. 20, 2010)
Big 12	3	three times
Career	4	at San Francisco (Nov. 20, 2010)

Defensive Rebounds

Season	9	Missouri (Jan. 8, 2011)
Big 12	9	twice
Career	10	twice

Assists

Season	7	TX Pan American (Nov. 30, 2010)
Big 12	6	at Texas Tech (Jan. 20, 2009)
Career	8	Cal St. Nortridge (Dec. 22, 2009)

Steals

Season	4	three times
Big 12	5	three times
Career	5	three times

Blocks

Season	2	twice
Big 12	2	twice
Career	2	seven times

Minutes

Season	38	Colorado State (Dec. 8, 2010)
Big 12	46	vs. Baylor (Mar. 13, 2008)
Career	46	vs. Baylor (Mar. 13, 2008)

2010-11 Game-by-Game (senior)

Game	GS	Min	FGs	3FGs	FTs	O-D-R	Pf	A	To	BL	ST	Pts
IDAHO STATE	* 33	4-15	1-5	7-10	1-2-3	2	4	0	0	4	16	
at Georgia	* 28	4-11	0-2	7-8	3-1-4	5	0	3	0	4	15	
at San Francisco	* 37	8-24	2-5	10-11	4-4-8	0	1	3	2	0	28	
ALCORN STATE	- 23	7-11	0-0	2-2	0-6-6	2	1	0	0	2	16	
at Harvard	* 36	6-14	1-2	8-8	2-1-3	3	1	5	0	1	21	
TX-PAN AMERICAN	* 29	6-10	3-6	0-0	0-1-1	0	7	0	1	1	15	
OREGON STATE	* 29	2-6	1-4	4-4	0-4-4	2	6	2	1	0	9	
COLORADO STATE	* 38	2-10	0-2	11-14	0-4-4	3	3	1	0	1	15	
THE CITADEL	* 31	7-13	4-6	0-0	0-1-1	1	5	0	0	0	18	
LONGWOOD	* 18	7-12	2-2	2-2	1-1-2	1	2	1	0	2	18	
vs. New Mexico	* 33	4-13	0-4	2-2	1-2-3	4	0	2	1	0	10	
vs. Indiana	* 37	6-14	1-3	9-9	1-3-4	2	1	1	0	4	22	
MD EASTERN SHORE*	28	5-8	0-2	5-5	0-1-1	1	2	0	0	0	15	
at Cal St. Bakersfield	* 28	7-14	0-3	2-2	0-1-1	0	3	1	1	1	16	
WESTERN N.MEXICO*	22	6-12	0-3	3-4	2-2-4	3	4	3	0	0	15	
MISSOURI	* 31	6-12	0-1	6-6	1-9-10	3	4	2	2	1	18	
at Kansas State	* 27	3-4	0-0	3-5	1-2-3	4	4	2	0	0	9	
OKLAHOMA STATE	* 33	5-9	3-4	10-10	2-0-2	1	1	6	0	1	23	
at Nebraska	* 37	3-8	2-5	0-0	0-3-3	1	1	3	1	1	8	
at Oklahoma	* 37	4-14	0-1	7-8	2-2-4	4	4	3	0	1	15	
KANSAS	* 35	8-15	1-1	2-2	0-2-2	1	1	1	1	3	19	
at Baylor	* 34	6-15	2-5	2-2	1-4-5	3	2	2	1	0	16	
IOWA STATE	* 31	6-11	1-2	3-3	1-4-5	1	1	3	0	0	16	
at Missouri	* 33	5-12	2-4	2-2	1-0-1	4	0	8	0	0	14	
TEXAS A&M	* 35	6-18	1-1	6-6	2-3-5	3	5	0	0	1	19	
KANSAS STATE	* 37	4-9	0-1	9-10	0-3-3	2	1	3	1	0	17	
at Kansas	* 36	5-11	0-1	4-4	1-2-3	2	2	1	0	2	14	
at Texas Tech	* 36	3-11	0-0	6-8	1-2-3	5	3	4	0	1	12	
TEXAS	* 31	4-8	0-1	3-5	0-4-4	2	3	3	0	0	11	
at Iowa State	* 36	4-12	1-4	6-8	1-3-4	2	2	2	0	0	15	
NEBRASKA	* 34	5-12	0-1	2-2	0-3-3	3	0	0	0	1	12	
vs. Iowa State	* 35	7-13	1-3	1-2	0-4-4	0	2	2	0	0	16	
vs. Kansas State	* 31	10-15	1-1	7-9	0-1-1	2	1	4	0	2	28	
vs. Kansas	* 33	1-11	0-3	4-4	1-1-2	4	1	1	0	0	6	

2009-10 Game-by-Game (junior)

Game	GS	Min	FGs	3FGs	FTs	O-D-R	Pf	A	To	BL	ST	Pts
ARK.-PINE BLUFF	* 33	5-8	0-1	16-16	1-1-2	2	2	1	0	1	26	
COPPIN STATE	* 30	7-10	5-6	2-2	0-2-2	1	3	1	0	3	21	
TEXAS SOUTHERN	* 33	9-12	1-2	4-6	1-5-6	3	3	2	0	1	23	
vs. Gonzaga	* 35	7-16	1-4	4-5	0-6-6	4	2	4	1	3	19	
vs. Arizona	* 41	10-22	1-3	7-7	1-3-4	3	2	2	0	0	28	
at Chaminade	* 29	2-4	2-3	0-0	0-4-4	3	4	3	1	0	6	
SAN FRANCISCO	* 30	9-12	2-2	2-2	0-3-3	2	1	1	0	3	22	
at Oregon State	* 39	5-12	1-3	4-4	1-2-3	1	3	2	1	1	15	
COLO. CHRISTIAN	* 25	7-11	1-1	10-13	0-1-1	2	1	1	0	1	25	
at Colorado State	* 33	1-10	0-4	10-11	0-3-3	4	3	4	0	2	12	
CSU NORTHDRIDGE	* 28	5-11	1-5	3-3	0-3-3	2	8	0	2	14		
YALE	* 35	8-15	2-5	5-9	1-3-4	3	3	3	1	3	23	
at Tulsa	* 34	3-12	0-3	7-7	2-3-5	3	2	2	0	1	13	
MIAMI (OH)	* 28	4-11	1-3	2-3	0-2-2	3	2	4	1	2	11	
at Texas	* 33	6-10	0-1	3-4	0-2-2	1	2	2	0	1	15	
BAYLOR	* 31	6-11	0-2	6-8	1-3-4	4	3	2	0	2	18	
KANSAS STATE	* 38	12-18	0-5	6-10	1-5-6	3	1	5	2	1	30	
at Oklahoma State	* 35	3-10	1-3	6-7	2-2-4	3	2	1	0	3	13	
at Texas A&M	* 35	6-11	0-1	7-8	0-3-3	2	0	2	0	4	19	
NEBRASKA	* 32	4-9	0-2	3-3	0-6-6	3	1	3	1	3	11	
at Iowa State	* 34	7-17	1-2	6-8	0-1-1	3	3	1	0	2	21	
KANSAS	* 38	4-15	0-3	6-6	3-4-7	3	3	3	0	0	14	
MISSOURI	* 31	5-11	0-2	5-7	3-4-7	5	3	2	0	5	15	
at Kansas State	* 38	6-15	3-4	6-6	1-3-4	0	1	6	0	4	21	
OKLAHOMA	* 33	7-17	1-4	3-3	0-4-4	3	3	0	0	1	18	
at Kansas	* 24	3-7	1-2	6-7	0-2-2	2	0	3	1	1	13	
at Missouri	* 34	9-14	2-5	1-2	2-1-3	0	2	4	0	0	21	
IOWA STATE	* 39	12-15	3-4	6-6	0-6-6	0	4	0	1	1	33	
at Nebraska	* 36	6-11	0-1	7-9	0-6-6	4	4	4	1	4	19	
TEXAS TECH	* 33	9-10	1-1	11-15	0-3-3	4	1	2	0	2	30	
vs. Texas Tech	* 39	6-15	1-3	5-6	0-4-4	1	1	2	0	3	18	

2008-09 Game-by-Game (sophomore)

Game	GS	Min	FGs	3FGs	FTs	O-D-R	Pf	A	To	BL	ST	Pts
ARK.-PINE BLUFF	* 36	4-10	1-4	3-6	0-6-6	1	6	3	0	1	12	
MONTANA STATE	* 44	5-8	0-3	11-14	2-5-7	2	5	4	0	4	21	
HARVARD	* 36	3-7	0-3	8-11	1-8-9	2	3	2	0	1	14	
LAFAYETTE	* 31	7-11	2-3	8-10	0-2-2	3	1	2	0	3	24	
at Stanford	* 36	4-12	0-2	1-4	1-3-4	4	1	5	0	0	9	
TCU	* 38	4-10	1-3	7-8	1-7-8	2	1	2	0	0	16	
COLORADO STATE	* 38	11-16	3-5	8-9	1-5-6	0	3	1	1	3	33	
PRAIRIE VIEW A&M	* 30	6-12	3-5	2-2	0-8-8	3	2	3	2	0	17	
La.-MONROE	* 40	4-8	0-2	7-7	2-5-7	3	3	3	2	4	15	
vs. Coppin State	* 36	4-5	1-2	12-12	0-10-10	3	4	3	1	1	21	
vs. Buffalo	* 15	5-11	1-2	4-4	0-3-3	2	2	1	1	2	15	
vs. Vermont	* 34	6-10	2-2	4-4	0-5-5	5	2	4	0	0	18	

at SMU	* 39	3-7	1-3	4-4	0-6-6	5	6	3	0	4	11	
WESTERN STATE	* 38	9-14	1-3	5-5	0-10-10	0	1	1	0	0	24	
at Missouri	* 29	3-9	0-0	6-7	2-2-4	3	2	4	0	5	12	
KANSAS	* 40	3-8	2-4	12-12	0-3-3	1	1	2	1	2	20	
at Texas Tech	* 38	7-13	0-2	7-8	2-5-7	2	6	3	0	3	21	
KANSAS STATE	* 45	3-6	0-1	6-7	0-5-5	2	3	5	0	4	12	
IOWA STATE	* 38	6-14	2-4	5-5	0-3-3	0	2	3	0	3	19	
at Kansas	* 38	6-16	0-3	3-5	1-4-5	4	5	1	0	4	15	
NEBRASKA	* 39	6-12	1-3	2-2	1-5-6	3	4	4	1	2	15	
at Oklahoma	* 36	9-18	2-4	0-0	1-2-3	3	0	2	0	2	20	
at Iowa State	* 34	2-5	0-1	7-8	1-2-3	4	1	4	0	0	11	
TEXAS	* 43	11-20	3-5	9-11	0-9-9	2	1	4	0	0	34	
at Nebraska	* 35	3-9	1-5	5-5	0-6-6	1	1	3	0	0	12	
MISSOURI	* 39	5-12	0-0	4-8	0-4-4	2	3	3	1	3	14	
OKLAHOMA STATE	* 33	3-8	0-0	3-5	1-2-3	1	1	1	0	0	9	
at Baylor	* 38	5-11	3-5	7-9	0-5-5	4	1	3	1	2	20	
TEXAS A&M	* 27	10-18	2-4	5-8	0-6-6	3	4	1	0	3	27	
at Kansas State	* 39	7-16	0-1	8-8	1-2-3	4	3	6	0	0	22	
vs. Texas	* 32	1-11	0-5	3-4	0-1-1	2	2	1	0	3	5	

2007-08 Game-by-Game (freshman)

Game	GS	Min	FGs	3FGs	FTs	O-D-R	Pf	A	To	BL	ST	Pts
NEW MEXICO	* 37	3-7	1-3	3-4	0-5-5	3	2	1	1	3	10	
vs. Florida A&M	* 31	3-5	2-4	2-2	0-2-2	3	1	2	0	0	10	
vs. Savannah State	* 19	1-3	0-2	1-2	0-1-1	3	0	4	0	1	3	
at Wisconsin	* 33	1-4	0-1	0-0	0-3-3	0	1	1	1	3	2	
COLO. CHRISTIAN	* 25	3-7	0-2	0-0	0-4-4	2	1	2	0	1	6	
at Denver	* 29	1-3	0-0	4-4	1-3-4	0	2	3	0	1	6	
at Air Force	* 32											



JAVON CONEY

#14

Senior • Guard • 6-3 • 210 • Chicago, Ill.

PTS **REB** **AST** **ST** **MIN** **FG%** **FT%** **3-PT%**
0.6 **0.4** **0.1** **0.1** **4.0** **.417** **.600** **.000**

- 23 games played; season-best 11 minutes vs. Western NM
- Season-high none Big 12 minutes against K-State (Mar. 10)
- Four points against Longwood; Two vs. MD Eastern Shore
- Block shot and season-best two rebounds vs. The Citadel
- Played 23 games a year ago, one start (Oklahoma State)
- Non-scholarship student-athlete (played all four years)

Personal Bests

Points

Season	4	Longwood (Dec. 19, 2010)
Big 12	15	at Nebraska (March 9, 2008)
Career	15	at Nebraska (March 9, 2008)

Field Goals

Season	2	Longwood (Dec. 19, 2010)
Big 12	4	at Nebraska (March 9, 2008)
Career	4	at Nebraska (March 9, 2008)

Field Goal Attempts

Season	4	Longwood (Dec. 19, 2010)
Big 12	5	twice
Career	5	twice

3-Pointers Made

Season	-	
Big 12	3	at Nebraska (March 9, 2008)
Career	3	at Nebraska (March 9, 2008)

3-Point Field Goal Attempts

Season	1	twice
Big 12	4	Missouri (Feb. 21, 2009)
Career	4	Missouri (Feb. 21, 2009)

Free Throws

Season	1	Kansas State (Feb. 12, 2011)
Big 12	4	at Nebraska (March 9, 2008)
Career	4	at Nebraska (March 9, 2008)

Free Throw Attempts

Season	1	Alcorn State (Nov. 23, 2010)
Big 12	4	at Nebraska (March 9, 2008)
Career	4	at Nebraska (March 9, 2008)

Rebounds

Season	3	W. New Mexico (Jan. 5, 2011)
Big 12	6	Oklahoma State (Feb. 25, 2009)
Career	6	Oklahoma State (Feb. 25, 2009)

Offensive Rebounds

Season	1	twice
Big 12	3	at Nebraska (March 9, 2008)
Career	3	at Nebraska (March 9, 2008)

Defensive Rebounds

Season	2	three times
Big 12	5	at Nebraska (March 9, 2008)
Career	5	at Nebraska (March 9, 2008)

Assists

Season	1	twice
Big 12	3	Kansas State (Jan. 24, 2009)
Career	3	Kansas State (Jan. 24, 2009)

Steals

Season	1	Indiana (Nov. 23, 2010)
Big 12	2	at Nebraska (March 9, 2008)
Career	2	at Nebraska (March 9, 2008)

Blocks

Season	1	twice
Big 12	1	twice
Career	1	twice

Minutes

Season	11	W. New Mexico (Jan. 5, 2011)
Big 12	27	twice
Career	27	twice

2009-10 Game-by-Game (senior)

Game	GS	Min	FGs	3FGs	FTs	O-D-R	Pf	A	To	BL	ST	Pts
IDAHO STATE	-	1	0-0	0-0	0-0	0-0-0	0	0	0	0	0	0
at Georgia			did not play									
at San Francisco	-	3	0-0	0-0	0-0	0-0-0	0	0	0	0	0	0
ALCORN STATE	-	9	0-0	0-0	0-1	0-0-0	0	0	1	0	0	0
at Harvard			did not play									
TX-PAN AMERICAN	-	9	1-1	0-0	0-0	0-2-2	2	0	1	0	0	2
OREGON STATE	-	3	0-0	0-0	0-0	0-0-0	0	0	0	0	0	0
COLORADO STATE			did not play									
THE CITADEL	-	7	1-1	0-0	0-0	0-2-2	0	0	0	1	0	2
LONGWOOD	-	8	2-4	0-1	0-0	0-0-0	0	0	0	0	0	4
vs. New Mexico			did not play									
vs. Indiana	-	3	0-0	0-0	0-0	0-0-0	0	0	0	0	1	0
MD EAST. SHORE	-	6	0-1	0-0	2-2	0-1-1	1	0	0	0	0	2
at Cal St. Bakersfield	-	1	0-0	0-0	0-0	0-0-0	0	0	0	0	0	0
W. NEW MEXICO	-	11	0-2	0-1	0-0	1-2-3	0	1	0	0	0	0
MISSOURI	-	1	0-0	0-0	0-0	0-0-0	0	0	0	0	0	0
at Kansas State			did not play									
OKLAHOMA STATE	-	1	0-0	0-0	0-0	0-0-0	0	0	0	0	0	0
IOWA STATE	-	4	0-1	0-0	0-0	0-0-0	0	1	0	0	0	0
at Missouri	-	2	0-0	0-0	0-0	0-0-0	0	0	0	0	0	0
TEXAS A&M			did not play									
KANSAS STATE	-	4	0-0	0-0	1-2	0-1-1	1	0	0	0	0	1
NEBRASKA	-	2	0-1	0-0	0-0	1-0-0	0	0	0	0	0	0
vs. Kansas State	-	9	1-1	0-0	0-0	0-0-0	3	0	0	1	0	2
vs. Kansas	-	1	0-0	0-0	0-0	0-0-0	0	0	0	0	0	0

2009-10 Game-by-Game (junior)

Game	GS	Min	FGs	3FGs	FTs	O-D-R	Pf	A	To	BL	ST	Pts
SAN FRANCISCO	-	3	0-0	0-0	0-0	0-0-0	0	0	0	0	0	0
CSU NORTHRIDGE	-	3	0-0	0-0	0-0	1-1-2	2	0	0	0	0	0
at Tulsa	-	1	0-0	0-0	0-0	0-0-0	0	0	0	0	0	0
at Missouri	-	3	0-1	0-0	0-0	2-0-2	0	0	0	0	0	0
TEXAS TECH	-	0+	0-0	0-0	0-0	0-0-0	0	0	0	0	0	0

2008-09 Game-by-Game (sophomore)

Game	GS	Min	FGs	3FGs	FTs	O-D-R	Pf	A	To	BL	ST	Pts
ARK.-PINE BLUFF	-	8	0-0	0-0	0-0	0-0-0	0	0	0	0	0	0
LAFAYETTE	-	11	0-2	0-1	0-0	0-0-0	1	1	1	0	0	0
at Stanford	-	2	0-0	0-0	0-0	0-1-1	0	0	1	0	0	0
TCU	-	21	1-4	0-1	0-0	1-0-1	3	0	1	0	0	2
PRAIRIE VIEW A&M	-	6	0-1	0-1	0-0	1-3-4	1	1	0	0	0	0
vs. Coppin State	-	1	1-1	0-0	0-0	0-0-0	0	0	0	0	0	2
vs. Vermont	-	9	0-3	0-3	0-0	0-0-0	0	2	0	0	1	0
WESTERN STATE	-	5	0-1	0-0	0-0	2-0-2	0	0	1	0	0	0
at Missouri	-	9	1-1	0-0	0-2	0-2-2	3	1	0	0	0	2
KANSAS STATE	-	27	1-3	1-2	1-2	1-3-4	2	3	0	0	0	4
IOWA STATE	-	9	0-1	0-1	0-0	0-1-1	2	0	0	0	0	0
at Kansas	-	2	0-1	0-1	0-0	0-0-0	0	0	0	0	0	0
NEBRASKA	-	2	0-1	0-1	0-0	0-0-0	2	0	0	0	0	0
at Oklahoma	-	12	0-1	0-0	0-0	0-2-2	1	1	0	0	0	0
at Iowa State	-	3	0-0	0-0	0-0	0-0-0	1	0	1	0	0	0
at Nebraska	-	18	1-4	1-3	0-0	0-5-5	2	0	1	0	0	3
MISSOURI	-	23	2-5	1-4	0-1	1-2-3	3	1	2	0	1	5
OKLAHOMA STATE	-	27	0-1	0-0	0-0	1-5-6	2	0	0	1	0	0
TEXAS A&M	-	1	0-0	0-0	0-0	0-0-0	0	0	0	0	1	0

2007-08 Game-by-Game (freshman)

Game	GS	Min	FGs	3FGs	FTs	O-D-R	Pf	A	To	BL	ST	Pts
at Wisconsin	-	3	0-0	0-0	0-0	0-0-0	0	0	0	0	0	0
GRAMBLING STATE	-	9	1-2	0-1	0-0	0-1-1	0	0	0	0	0	2
KANSAS	-	2	0-2	0-2	0-0	0-0-0	0	0	0	0	0	0
at Kansas	-	5	0-1	0-1	0-0	0-0-0	0	0	0	0	0	0
TEXAS TECH	-	4	0-1	0-1	0-0	0-0-0	0	0	0	0	0	0
at Missouri	-	5	0-0	0-0	0-0	0-0-0	1	0	0	0	0	0
BAYLOR	-	3	0-0	0-0	0-0	0-0-0	1	0	0	0	0	0



André Roberson #21

6-7, 190, Fr., G
San Antonio, Texas (Wagner HS)

PTS	REB	AST	ST	BLK	MIN	FG%	FT%	3-PT%
6.4	7.8	0.8	1.4	1.1	21.9	.553	.585	.344

- Leads team in rebounds (265), steals (48), blocked shots (38) - looks to become first-ever CU freshman to lead team in all three categories
- Grabbed at least six rebounds in 24 of 34 games
- 11 games with at least 10 or more rebounds

- CU's all-time leader in freshman rebounding (265).
- Season-best three steals at TTU: three blocks vs. Nebraska & K-State
- Back-to-back double-doubles vs. The Citadel (11 pts., 10 rebs); and against Longwood (14 pts., 13 rebs.); another double-double vs. West-

ern NM with 12 points, 12 rebounds.

- Leads CU in rebounding 20 times (five shared); blocked shots 18 times (seven shared), and steals 12 times (five shared)
- Has shot 50 percent or better from the field 20 times.
- Grabbed 11 rebounds and scored six points in collegiate debut • Second most rebounds (11) in college debut ranking second to Jermyl Jackson-Wilson (17 rebounds, 2006).
- First student-athlete signed with Coach Boyle staff.

Academics: Open Option major in Colorado's College of Arts and Sciences.

WAGNER HIGH SCHOOL

- Averaged 15 points, 12 rebounds, 1.7 blocked shots per game during his season year.
- Led team in rebounding and blocks senior year • Member of two region championship teams.
- Helped lead the Thunderbirds to a pair of consecutive Texas Class 5-A state semifinal appearances.
- Wagner to a 39-2 record during senior year and a No. 22 national ranking, in addition to No. 4 state ranking and No. 1 in the section • Two-time first-team all-state selection.
- District 27-5A Most Valuable Player • Named to the All-Area Class 5-A Super Team.
- Junior year averaged 9.3 points and 9.1 rebounds per game.
- Comes from an athletic family, father John Roberson played basketball collegiately at New Mexico State (1985-89) and professionally overseas for 12 years; his mother, Lisa played volleyball at New Mexico State (1985-89).
- Older sisters have Big 12 Conference ties; Ashlee averaged 12.2 ppg. and was 2009-10 All-Big 12 honorable mention as a senior last year at Texas Tech; Amber, is a junior at the University of Texas, a two-year volleyball letterwinner.

2010-11 Game-by-Game

Game	GS	Min	FGs	3FGs	FTs	O-D-R	Pf	A	To	BL	ST	Pts
IDAHO STATE	-	21	3-5	0-0	0-0	4-7-11	2	1	0	0	1	6
at Georgia	-	16	0-1	0-1	1-2	1-6-7	4	3	1	1	0	1
at San Francisco	-	23	2-2	0-0	0-0	2-3-5	2	1	2	2	3	4
ALCORN STATE	-	21	2-5	0-1	0-0	3-6-9	4	4	2	2	2	4
at Harvard	-	19	1-2	0-1	1-2	2-2-4	1	0	1	0	2	3
TX-PAN AMERICAN	-	21	3-6	0-0	2-2	3-3-6	2	0	4	2	3	8
OREGON STATE	-	17	4-5	0-1	1-1	2-4-6	5	0	0	2	2	9
COLORADO STATE	-	12	1-3	0-0	0-0	3-2-5	2	0	2	1	0	5
THE CITADEL	-	21	4-8	1-2	2-5	1-9-10	2	1	1	2	2	11
LONGWOOD	-	21	5-9	2-3	2-3	4-9-13	1	0	1	1	0	13
vs. New Mexico	-	26	3-5	1-3	0-0	4-4-8	3	0	3	1	2	7
vs. Indiana	-	14	2-3	1-1	3-3	0-1-1	5	0	1	0	2	8
MD EASTERN SHORE	-	20	2-5	0-1	0-2	2-6-8	2	1	0	3	2	4
at Cal St. Bakersfield	-	25	3-5	0-1	1-2	1-9-10	1	0	2	0	2	7
WESTERN N.MEXICO	-	27	6-7	0-1	0-1	3-9-12	2	0	0	2	3	12
MISSOURI	-	13	1-3	0-0	0-0	1-3-4	4	1	0	1	1	2
at Kansas State	-	23	4-5	1-1	0-3	5-4-9	2	1	1	1	2	9
OKLAHOMA STATE	-	25	1-3	0-2	5-7	3-5-8	3	0	1	1	2	7
at Nebraska	-	19	2-2	1-1	0-1	1-4-5	3	0	3	0	0	5
at Oklahoma	-	28	4-5	0-0	2-2	2-2-4	2	0	1	1	2	10
KANSAS	-	19	1-3	0-0	0-0	1-3-4	4	0	1	1	1	2
at Baylor	-	27	3-7	0-1	3-4	10-1-11	4	1	2	0	1	9
IOWA STATE	-	22	2-6	1-2	4-6	4-9-13	1	1	1	1	0	9
at Missouri	-	13	2-4	0-0	0-0	4-3-7	5	4	0	1	0	4
TEXAS A&M	-	24	1-2	0-0	0-0	1-0-1	0	0	0	0	0	2
KANSAS STATE	-	23	0-0	0-0	0-0	1-5-6	5	1	1	1	0	0
at Kansas	-	25	1-4	0-2	3-4	3-4-7	4	1	0	1	2	5
at Texas Tech	-	21	3-5	1-1	0-0	3-6-9	3	0	1	0	3	7
TEXAS	-	26	3-4	1-2	2-5	3-8-11	4	5	2	2	2	9
at Iowa State	-	25	2-6	0-1	0-1	4-3-7	3	2	0	2	2	4
NEBRASKA	-	25	2-4	0-1	0-0	3-7-10	2	1	1	3	2	4
vs. Iowa State	-	30	3-7	0-1	3-4	7-8-15	5	0	1	0	0	9
vs. Kansas State	-	31	4-6	0-0	3-5	4-10-14	1	1	2	3	0	11
vs. Kansas	-	23	4-5	1-1	0-0	1-4-5	5	1	0	1	3	9

Personal Bests

Points	14	Longwood (Dec. 19, 2010)
Season	11	vs. Kansas State (Mar. 10, 2011)
Big 12	14	Longwood (Dec. 19, 2010)
Career		

Field Goals

Season	6	Western New Mexico (Jan. 5, 2011)
Big 12	4	three times
Career	6	Western New Mexico (Jan. 5, 2011)

Field Goal Attempts

Season	9	Longwood (Dec. 19, 2010)
Big 12	7	twice
Career	9	Longwood (Dec. 19, 2010)

3-Pointers Made

Season	2	Longwood (Dec. 19, 2010)
Big 12	1	six times
Career	2	Longwood (Dec. 19, 2010)

3-Point Field Goal Attempts

Season	3	twice
Big 12	2	three times
Career	3	twice

Free Throws

Season	5	Oklahoma State (Jan. 15, 2011)
Big 12	5	Oklahoma State (Jan. 15, 2011)
Career	5	Oklahoma State (Jan. 15, 2011)

Free Throw Attempts

Season	7	Oklahoma State (Jan. 15, 2011)
Big 12	7	Oklahoma State (Jan. 15, 2011)
Career	7	Oklahoma State (Jan. 15, 2011)

Rebounds

Season	15	vs. Iowa State (Mar. 9, 2011)
Big 12	15	vs. Iowa State (Mar. 9, 2011)
Career	15	vs. Iowa State (Mar. 9, 2011)

Offensive Rebounds

Season	10	at Baylor (Jan. 29, 2011)
Big 12	10	at Baylor (Jan. 29, 2011)
Career	10	at Baylor (Jan. 29, 2011)

Defensive Rebounds

Season	10	vs. Kansas State (Mar. 10, 2011)
Big 12	10	vs. Kansas State (Mar. 10, 2011)
Career	10	vs. Kansas State (Mar. 10, 2011)

Assists

Season	5	Texas (Feb. 26, 2011)
Big 12	5	Texas (Feb. 26, 2011)
Career	5	Texas (Feb. 26, 2011)

Steals

Season	3	five times
Big 12	3	twice
Career	3	five times

Blocks

Season	3	three times
Big 12	3	twice
Career	3	three times

Minutes

Season	31	vs. Kansas State (Mar. 10, 2011)
Big 12	31	vs. Kansas State (Mar. 10, 2011)
Career	31	vs. Kansas State (Mar. 10, 2011)



LEVI KNUTSON #24

Senior • Guard • 6-4 • 200 • Littleton, Colo.

PTS	REB	AST	ST	MIN	FG%	FT%	3-PT%
12.0	2.9	1.0	0.6	26.5	.523	.904	.493

- 2010-11 Big 12 Conference Co-Sixth Man award winner
- 2010-11 CoSIDA Second Team All-America Academic
- 12 Big 12 games in double-digits (see graph below)
- coming off the Big 12 bench averages 2.6 treys a game
- has made a three-pointer in 32 of 34 games; seven games with at least two in a game; nine games with three treys; and five games with four or more. He has also made five or more three-pointers four times.

• Career season so far: points (409), FGs made (145), attempts (277), rebounds (97) • Leads team with 72 three-pointers (career-high) • 22 games over 10 points including the last 22 of 29 games.

• Made six treys in one game, twice this season (Oregon State, at K-State)

• started four Big 12 games (11.8 ppg., 3.3 rpg., 43.6 FG%, seven three-pointers)

BIG 12 GAMES OFF THE BENCH (15 games)

Game	Pts.	FG	%	3FG	%
at KSU	20 pts.	7-of-17	.700	5-of-11	.750
Mizz.	13 pts.	5-of-9	.556	1-of-3	.750
OSU	5 pts.	2-of-7	.286	1-of-5	.200
at NU	17 pts.	6-of-12	.500	6-of-8	.455
at OU	7 pts.	3-of-7	.429	1-of-2	.333
KU	8 pts.	3-of-4	.750	2-of-3	.667
at BU	10 pts.	3-of-9	.333	2-of-4	.500
ISU	15 pts.	5-of-9	.556	3-of-6	.500
at Mizz	7 pts.	2-of-7	.286	1-of-3	.333
at TTU	18 pts.	7-of-14	.500	2-of-7	.286
TEXAS	21 pts.	8-of-14	.571	3-of-7	.429
at ISU	16 pts.	5-of-8	.625	4-of-4	1.000
vs. ISU	12 pts.	5-of-12	.417	2-of-5	.400
vs. KSU	5 pts.	1-of-3	.333	1-of-3	.333
vs. KU	17 pts.	6-of-9	.667	5-of-7	.714
Total	12.7 ppg.	68-of-134	.508	39-of-78	.500

• made a key steal with 40 seconds remaining in the win vs. Indiana

• came off bench with six treys (four in second half) rallying CU to upset road win at Kansas State
 • Made 4-of-4 free throws in overtime helping CU defeat Colorado State (7-of-7 for the game). Tied career-best with seven FTs made.

• Scored a career-best 22 points (game-high) along with a personal best six 3-pointers in home win over Oregon State. The six-3-pointers by one player is the most since Richard Roby made six against Nebraska (Jan. 25, 2006).

• Eight FGs made ties a career-high; started against Oregon State • Scored 18 points on 7-of-10 shooting in home win versus Texas-Pan American • Came of the bench to score 16 points on 6-of-7 shooting against Idaho State • Did not miss a shot versus Longwood (see next page)

ACADEMICS: College major is finance • 2010-11 CoSIDA Second Team All-America Academic • 2010-11 CoSIDA District 7 First Team • CU Scholar-Athlete Award for highest Junior GPA in 2009-2010 (3.929) • Named to the 2009-10 and 2008-09 All-Big 12 Academic first team • Achieved a perfect 4.0 GPA in the Fall 2009 and Spring 2009 semesters • Six-time Dean's List honoree • Five-time Commissioners Honor Roll.

2009-10 (Junior Year)

PTS	REB	AST	ST	MIN	FG%	FT%	3-PT%
3.5	1.6	0.7	0.5	12.7	.390	.781	.357

- 13 pts., 5-of-8 shooting vs. KU (Feb. 3), three treys & 34 mins.
- 11 points in home win over Texas Tech (3/6); 7-of-8 FTs • five games over 20 minutes played
- 23 games played • CU scholar-athlete, highest junior GPA (3.929)
- Big 12 Commissioners Honor Roll (Fall 2009, Spring 2010) • Academic All-Big 12 First Team

2008-09 (Sophomore Year)

PTS	REB	AST	ST	MIN	FG%	FT%	3-PT%
3.8	1.7	1.0	0.4	15.9	.393	.842	.229

- played 30 games with one start • career-high 19 points vs. Oklahoma State (8-of-13)
- started at Baylor (seven points, three rebounds, two assists)

Personal Bests

Points

Season	22	Oregon State (Dec. 4, 2010)
Big 12	21	Texas (Feb. 26, 2011)
Career	22	Oregon State (Dec. 4, 2010)

Field Goals

Season	8	twice
Big 12	8	twice
Career	8	three times

Field Goals Attempts

Season	14	twice
Big 12	14	twice
Career	14	twice

3-Pointers Made

Season	6	twice
Big 12	6	at Kansas State (Jan. 12, 2011)
Career	6	twice

3-Point Attempts

Season	11	at Nebraska (Jan. 18, 2011)
Big 12	11	at Nebraska (Jan. 18, 2011)
Career	11	at Nebraska (Jan. 18, 2011)

Free Throws

Season	7	Colorado State (Dec. 8, 2010)
Big 12	7	Texas Tech (Mar. 6, 2010)
Career	7	twice

Free Throw Attempts

Season	7	Colorado State (Dec. 8, 2010)
Big 12	8	Texas Tech (Mar. 6, 2010)
Career	8	Texas Tech (Mar. 6, 2010)

Rebounds

Season	7	Missouri (Jan. 8, 2010)
Big 12	7	Missouri (Jan. 8, 2010)
Career	7	Missouri (Jan. 8, 2010)

Offensive Rebounds

Season	3	TX-Pan American (Nov. 30, 2010)
Big 12	3	vs. Texas (Mar. 11, 2009)
Career	3	twice

Defensive Rebounds

Season	6	Missouri (Jan. 8, 2010)
Big 12	6	twice
Career	6	twice

Assists

Season	3	twice
Big 12	4	Oklahoma State (Feb. 25, 2009)
Career	4	twice

Steals

Season	4	at Baylor (Jan. 29, 2011)
Big 12	4	at Baylor (Jan. 29, 2011)
Career	4	at Baylor (Jan. 29, 2011)

Blocks

Season	2	Texas A&M (Feb. 9, 2011)
Big 12	2	Texas A&M (Feb. 9, 2011)
Career	2	Texas A&M (Feb. 9, 2011)

Minutes

Season	36	Kansas State (Feb. 9, 2011)
Big 12	36	three times
Career	36	three times

2010-11 Game-by-Game (senior)

Game	GS	Min	FGs	3FGs	FTs	O-D-R	Pf	A	To	BL	ST	Pts
IDAHO STATE	-	20	6-7	1-1	3-3	1-4-5	3	2	0	0	0	16
at Georgia	-	12	2-4	1-3	0-0	1-2-3	3	0	2	0	0	5
at San Francisco	-	20	5-11	1-5	0-1	0-3-3	4	0	1	0	1	11
ALCORN STATE	*	26	3-11	1-5	0-0	0-4-4	2	3	0	0	0	7
at Harvard	-	23	0-4	0-3	1-2	1-1-2	1	1	2	0	0	1
TX-PAN AMERICAN	-	24	7-10	2-3	2-2	3-0-3	0	2	1	0	1	18
OREGON STATE	*	31	8-10	6-8	0-0	2-2-4	0	0	0	0	0	22
COLORADO STATE	-	28	3-4	1-1	7-7	0-3-3	1	1	0	0	0	14
THE CITADEL	-	22	5-6	1-2	0-0	1-1-2	1	1	2	0	0	11
LONGWOOD	-	19	5-5	3-3	4-4	0-4-4	0	2	0	0	2	17
vs. New Mexico	-	30	4-8	2-4	0-0	1-1-2	4	0	1	0	2	10
vs. Indiana	-	28	2-4	0-1	6-6	0-5-5	0	1	1	0	1	10
MD EASTERN SHORE	-	25	2-5	2-4	0-1	1-0-1	1	2	1	0	2	6
at Cal St. Bakersfield	-	23	4-8	2-5	0-0	0-2-2	3	1	0	0	1	10
WESTERN N.MEXICO	-	24	4-6	3-4	2-2	0-3-3	3	1	0	0	0	13
MISSOURI	-	27	5-9	1-2	2-2	1-6-7	1	2	1	0	0	13
at Kansas State	-	29	7-10	6-8	0-0	0-0-0	2	0	0	0	0	20
OKLAHOMA STATE	-	23	2-7	1-5	0-0	1-0-1	1	1	1	0	0	5
at Nebraska	-	28	6-12	5-11	0-0	1-2-3	4	1	0	0	0	17
at Oklahoma	-	29	3-7	1-3	0-0	0-2-2	2	0	0	0	0	7
KANSAS	-	19	3-4	2-3	0-0	0-0-0	2	0	1	0	0	8
at Baylor	-	29	3-9	2-4	2-2	2-2-4	4	1	1	0	4	10
IOWA STATE	-	26	5-9	3-6	2-2	0-3-3	1	0	2	0	2	15
at Missouri	-	32	2-7	1-3	2-2	1-4-5	2	1	1	0	0	7
TEXAS A&M	*	38	2-11	1-4	0-0	0-2-2	4	0	2	2	2	5
KANSAS STATE	*	36	5-8	2-3	4-4	0-5-5	2	1	2	0	0	16
at Kansas	*	37	5-11	1-4	2-2	0-3-3	1	3	3	0	2	13
at Texas Tech	-	30	7-14	2-7	2-4	1-0-1	1	0	2	0	0	18
TEXAS	-	26	8-14	3-7	2-2	0-3-3	4	2	1	0	1	21
at Iowa State	-	29	5-8	4-4	2-2	0-3-3	4	1	0	0	0	16
NEBRASKA	*	29	5-10	3-5	0-0	0-3-3	1	2	0	0	0	13
vs. Iowa State	-	26	5-12	2-5	0-0	0-2-2	2	0	0	0	0	12
vs. Kansas State	-	27	1-3	1-3	2-2	0-3-3	1	2	0	0	0	5
vs. Kansas	-	26	6-9	5-7	0-0	1-0-1	0	0	1	0	0	17

2009-10 Game-by-Game (junior)

Game	GS	Min	FGs	3FGs	FTs	O-D-R	Pf	A	To	BL	ST	Pts
ARK.-PINE BLUFF												
COPPIN STATE												
TEXAS SOUTHERN												
vs. Gonzaga												
vs. Arizona												
at Chaminade	-	7	1-3	0-0	2-2	0-0-0	0	0	0	0	0	4
SAN FRANCISCO	-	4	0-2	0-0	2-3	2-1-3	1	0	0	0	0	2
at Oregon State												
COLO. CHRISTIAN	-	22	3-5	1-3	4-4	0-3-3	2	1	1	0	1	11
at Colorado State	-	11	0-1	0-0	2-4	0-1-1	0	0	0	0	2	2
CSU NORTHRIDGE	-	8	1-2	0-1	0-0	0-2-2	0	0	1	0	0	0
YALE												
at Tulsa	-	2	0-1	0-1	0-0	0-0-0	0	0	0	0	0	0
MIAMI (OH)	-	6	0-1	0-1	2-2	0-1-1	0	0	0	0	0	2
at Texas	-	8	0-0	0-0	0-0	0-0-0	0	0	0	0	0	0
BAYLOR												
KANSAS STATE	-	12	0-2	0-1	1-2	0-1-1	2	1	0	0	1	1
at Oklahoma State	-	5	1-1	1-1	0-0	0-0-0	1	0	0	0	0	3
at Texas A&M	-	7	0-2	0-2	0-0	0-0-0	2	0	0	0	0	0
NEBRASKA	-	23	3-4	2-3	0-0	0-3-3	1	2	0	0	0	8
at Iowa State	-	24	0-4	0-2	2-2	2-4-6	3	3	0	0	2	2
KANSAS	-	34	5-8	3-4	0-1	0-4-4	4	1	0	0	1	13
MISSOURI	-	14	0-3	0-1	1-2	0-1-1	2	0	2	0	1	1
at Kansas State	-	16	1-3	0-1	0-0	0-0-0	1	1	2	0	0	2
OKLAHOMA	-	9	1-1	0-0	0-0	0-2-2	0	1	0	0	0	2
at Kansas	-	10	2-3	2-2	0-0	0-0-0	0	1	0	0	1	6
at Missouri	-	15	0-2	0-1	0-0	0-5-5	0	1	0	0	0	0
IOWA STATE	-	3	0-0	0-0	0-0	0-0-0	0	0	0	0	0	0
at Nebraska	-	20	1-3	1-2	2-2	0-0-0	1	2	1	0	1	5
TEXAS TECH	-	17	2-4	0-1	7-8	0-3-3	1	0	0	1	0	11
vs. Texas Tech	-	15	2-4	0-1	0-0	2-0-2	2	1	2	0	2	4

2008-09 Game-by-Game (sophomore)

Game	GS	Min	FGs	3FGs	FTs	O-D-R	Pf	A	To	BL	ST	Pts
ARK.-PINE BLUFF	-	11	1-5	1-5	0-0	0-1-1	0	1	0	0	0	3
MONTANA STATE	-	22	4-8	0-2	4-4	0-1-1	2	1	0	0	1	12
HARVARD	-	21	2-6	1-3	1-1	0-1-1	2	1	0	0	0	6
LAFAYETTE	-	13	0-1	0-1	0-0	0-2-2	2	3	1	0	0	0
at Stanford	-	8	0-1	0-1	0-0	0-1-1	0	1	0	0	1	0
TCU	-	21	2-5	0-1	0-0	0-1-1	0	0	2	0	0	4
COLORADO STATE	-	3	0-0	0-0	0-0	0-0-0	0	1	1	0	0	0
PRAIRIE VIEW A&M	-	14	4-5	1-2	0-1	1-2-3	0	0	1	0	0	9
La.-MONROE	-	24	3-10	1-5	0-0	0-2-2	1	2	2	0	1	7
vs. Coppin State	-	15	3-4	1-2	2-2	0-2-2	1	1	2	0	0	9
vs. Buffalo	-	7	0-0	0-0	0-0	0-0-0	1	1	2	0	0	0
vs. Vermont	-	20	0-2	0-2	0-0	0-2-2	2	1	1	0	0	0
at SMU	-	10	0-2	0-0	0-0	0-0-0	2	1	0	0	0	0
WESTERN STATE	-	9	0-4	0-1	0-0	0-2-2	1	0	0	0	0	0
at Missouri	-	14	0-2	0-0	1-2	0-1-1	0	0	1	0	1	1
KANSAS												
at Texas Tech	-	18	0-4	0-2	2-2	1-1-2	3	1	2	0	2	2
KANSAS STATE	-	7	0-2	0-1	0-0	0-0-0	0	1	1	0	0	0
IOWA STATE	-	10	3-3	0-0	0-0	0-1-1	0	0	0	0	1	6
at Kansas	-	15	1-3	0-1	0-0	1-2-3	3	0	0	0	0	2
NEBRASKA	-	18	2-4	0-2	0-0	0-6-6	4	3	0	0	1	4
at Oklahoma	-	8	0-2	0-1	0-0	0-0-0	2	2	0	0	0	0
at Iowa State	-	15	1-1	0-0	1-2	0-0-0	0	0	1	0	0	3
TEXAS	-	15	2-4	0-2	1-1	0-0-0	3	1	2	0	0	5
at Nebraska	-	15	0-0	0-0	0-0	0-2-2	0	0	0	0	0	0
MISSOURI	-	20	1-2	0-0	0-0	0-0-0	1	1	1	0	0	2
OKLAHOMA STATE	-	32	8-13	3-5	0-0	0-2-2	0	4	1	0	2	19
at Baylor	-	33	3-7	1-2	0-0	1-2-3	2	2	3	0	0	7
TEXAS A&M	-	24	1-5	1-4	0-0	0-5-5	1	1	1	0	1	3
at Kansas State	-	15	0-2	0-1	0-0	0-1-1	0	0	1	0	0	0
vs. Texas	-	19	3-5	1-2	4-4	3-3-6	1	1	0	0	0	11

2007-08 Game-by-Game (freshman)

Game	GS	Min	FGs	3FGs	FTs	O-D-R	Pf	A	To	BL	ST	Pts
NEW MEXICO	-	19	3-5	1-3	2-4	0-0-0	0	0	0	0	0	9
vs. Florida A&M	-	21	3-5	1-2	3-4	0-3-3	1	2	0	0	1	10
vs. Savannah State	-	26	3-5	3-4	3-3	0-2-2	2	1	1	1	0	12
at Wisconsin	-	20	1-3	0-1	0-0	0-1-1	1	2	1	0	0	2
COLO. CHRISTIAN	*	33	4-7	1-4	0-0	0-3-3	0	4	2	0	0	9
at Denver	-	16	1-4	0-2	0-0	0-1-1	0	0	1	0	1	2
at Air Force	-	20	2-2	2-2	0-0	0-0-0	3	0	1	0	1	6
STANFORD	-	22	1-2	1-2	0-1	0-2-2	3	0	0	0	0	3
at Wyoming	-	29	4-10	3-8	0-0	1-2-3	1	3	1	0	0	11
NEW ORLEANS	-	7	0-0	0-0	0-0	0-1-1	0	1	2	0	0	0
at Colorado State	-	5	0-0</									



AUSTIN DUFAULT

#33

Junior • Forward • 6-9 • 225 • Killdeer, N.D.

PTS	REB	AST	ST	BLK	MIN	FG%	FT%	3-PT%
7.0	4.1	0.6	0.7	0.6	22.4	.538	.633	.208

- Career-best four blocked shots against Texas A&M
- Season-best 18 points, seven FGs made vs. Maryland Eastern Shore, also led team in scoring for the first time this season (third career)

- Scored a career-best in Big 12 play with 15 points in home win over Mizzou.

- Nine games with 10 or more points
- 18 games with at least four or more rebounds; 13 games with 5 or more rebounds
- Starter all 34 games

- Reached the 500- & 600-point plateau this season (665 points)
- 24 games this season shooting over 50 percent
- Starter 91 of 96 games over three-year career

2009-10 (Sophomore Year)

PTS	REB	AST	ST	MIN	FG%	FT%	3-PT%
5.5	3.1	0.9	0.7	21.5	.453	.593	.381

- six games with four or more FGs made
- 50% + in 15 of 31 games
- first career double-double (14 pts., 11 reb.) Arizona (Nov. 24, 2009)
- Career: 18 games w/ 10+ points; 6 games this season 10+ points

2008-09 (Freshman Year)

PTS	REB	AST	ST	MIN	FG%	FT%	3-PT%
8.2	3.7	1.0	0.4	30.7	.425	.671	.235

- started all 31 games
- scored 254 points ranking then-11th of all incoming freshman
- one of three to start every game
- fifth in Big 12 Conference freshman scoring

Personal Bests

Points

Season	18	MD-Eastern Shore (Dec. 29, 2010)
Big 12	15	Missouri (Feb. 21, 2009)
Career	21	La.-Monroe (Dec. 23, 2008)

Field Goals

Season	7	MD-Eastern Shore (Dec. 29, 2010)
Big 12	6	Missouri (Jan. 8, 2011)
Career	9	La.-Monroe (Dec. 23, 2008)

Field Goals Attempts

Season	10	Missouri (Jan. 8, 2011)
Big 12	10	Missouri (Jan. 8, 2011)
Career	14	La.-Monroe (Dec. 23, 2008)

3-Pointers Made

Season	1	four times
Big 12	3	at Texas A&M (Jan. 23, 2010)
Career	3	at Texas A&M (Jan. 23, 2010)

3-Point Attempts

Season	3	twice
Big 12	5	Kansas (Feb. 3, 2010)
Career	5	Kansas (Feb. 3, 2010)

Free Throws

Season	6	Alcorn State (Nov. 23, 2010)
Big 12	5	at Oklahoma (Feb. 7, 2009)
Career	6	twice

Free Throw Attempts

Season	8	Alcorn State (Nov. 23, 2010)
Big 12	6	twice
Career	8	Alcorn State (Nov. 23, 2010)

Rebounds

Season	9	CSU-Bakersfield (Jan. 2, 2011)
Big 12	7	three times
Career	11	Arizona (Nov. 24, 2009)

Offensive Rebounds

Season	5	Alcorn State (Nov. 23, 2010)
Big 12	4	Missouri (Jan. 8, 2011)
Career	5	twice

Defensive Rebounds

Season	6	CSU-Bakersfield (Jan. 2, 2011)
Big 12	7	at Iowa State (Feb. 11, 2009)
Career	7	at Iowa State (Feb. 11, 2009)

Assists

Season	3	twice
Big 12	3	twice
Career	5	Pra. View A&M (Dec. 19, 2008)

Steals

Season	2	six times
Big 12	2	twice
Career	3	twice

Blocks

Season	4	Texas A&M (Feb. 9, 2011)
Big 12	4	Texas A&M (Feb. 9, 2011)
Career	4	Texas A&M (Feb. 9, 2011)

Minutes

Season	34	Texas A&M (Feb. 9, 2011)
Big 12	42	Texas (Feb. 14, 2009)
Career	42	Texas (Feb. 14, 2009)

2010-11 Game-by-Game (junior)

Game	GS	Min	FGs	3FGs	FTs	O-D-R	Pf	A	To	BL	ST	Pts
IDAHO STATE	* 16	3-5	1-2	2-4	0-3-3	0	1	0	0	2	9	
at Georgia	* 30	5-9	0-0	3-4	3-2-5	4	0	0	1	2	13	
at San Francisco	* 25	0-3	0-2	1-2	2-5-7	4	0	1	0	2	1	
ALCORN STATE	* 21	2-9	0-1	6-8	5-3-8	1	1	1	1	1	10	
at Harvard	* 19	2-4	0-0	3-4	2-1-3	4	0	0	0	1	7	
TX-PAN AMERICAN	* 16	3-6	0-0	0-0	2-0-2	3	1	1	0	2	6	
OREGON STATE	* 23	5-7	0-1	2-2	2-3-5	1	1	0	1	0	12	
COLORADO STATE	* 31	4-7	0-0	0-0	2-2-4	3	0	0	3	0	8	
THE CITADEL	* 25	2-2	0-0	4-5	1-5-6	1	0	0	0	2	8	
LONGWOOD	* 18	4-7	1-1	3-4	3-2-5	2	3	1	0	0	12	
vs. New Mexico	* 20	1-1	0-0	0-0	0-1-1	4	0	0	0	1	2	
vs. Indiana	* 27	5-8	0-1	0-0	3-4-7	4	0	0	0	2	10	
MD EASTERN SHORE	* 21	7-9	1-1	3-3	3-4-7	3	0	0	0	0	18	
at Cal St. Bakersfield	* 27	4-9	0-1	2-5	3-6-9	3	2	1	0	1	10	
WESTERN N.MEXICO	* 16	3-4	0-0	3-6	2-2-4	5	1	2	1	1	9	
MISSOURI	* 29	6-10	0-1	0-0	3-4-7	2	0	0	1	0	12	
at Kansas State	* 27	4-6	0-0	0-0	1-0-1	3	2	3	0	0	8	
OKLAHOMA STATE	* 22	2-5	0-0	1-2	1-4-5	4	1	3	0	0	5	
at Nebraska	* 26	3-6	0-1	0-0	0-2-2	1	1	0	0	0	6	
at Oklahoma	* 16	3-6	0-1	1-2	0-3-3	3	1	0	0	0	7	
KANSAS	* 24	0-1	0-0	0-0	0-3-3	2	3	0	0	0	0	
at Baylor	* 26	2-5	0-0	0-2	2-3-5	3	0	0	2	1	4	
IOWA STATE	* 13	2-4	0-0	2-2	1-1-2	5	1	0	0	1	6	
at Missouri	* 28	5-7	0-0	0-0	3-3-6	3	0	3	0	0	10	
TEXAS A&M	* 34	4-6	1-2	0-0	1-3-4	4	0	1	4	0	9	
KANSAS STATE	* 28	2-5	0-1	0-0	2-1-3	4	0	1	1	0	4	
at Kansas	* 21	2-8	0-3	0-0	1-1-2	4	0	1	2	1	4	
at Texas Tech	* 21	1-1	0-0	0-0	1-4-5	2	1	0	0	1	2	
TEXAS	* 23	4-5	1-1	0-0	1-2-3	5	1	0	2	1	9	
at Iowa State	* 16	1-4	0-1	0-0	0-0-0	3	1	1	0	0	2	
NEBRASKA	* 19	2-4	0-0	0-0	0-3-3	3	0	0	2	0	4	
vs. Iowa State	* 13	1-2	0-1	0-0	1-1-2	4	0	1	0	0	2	
vs. Kansas State	* 15	2-3	0-0	0-0	1-2-3	3	0	1	0	0	4	
vs. Kansas	* 25	2-5	0-3	2-5	2-3-5	4	0	2	0	0	6	

2009-10 Game-by-Game (sophomore)

Game	GS	Min	FGs	3FGs	FTs	O-D-R	Pf	A	To	BL	ST	Pts
ARK.-PINE BLUFF	* 25	3-4	1-2	3-4	1-2-3	4	1	3	0	1	10	
COPPIN STATE	* 26	1-6	0-0	4-4	2-3-5	1	2	2	1	0	6	
TEXAS SOUTHERN	* 31	2-5	0-0	3-4	2-1-3	2	2	1	0	2	7	
vs. Gonzaga	* 26	3-4	1-1	0-2	0-2-2	2	1	0	0	0	7	
vs. Arizona	* 29	4-7	1-3	5-7	5-6-11	5	1	0	0	1	14	
at Chaminade	* 27	5-6	2-2	0-0	1-3-4	2	2	0	0	3	12	
SAN FRANCISCO	* 23	2-3	0-1	1-2	0-5-5	2	1	1	3	1	5	
at Oregon State	* 12	3-5	0-0	1-1	2-2-4	4	0	0	0	0	7	
COLO. CHRISTIAN	* 23	2-6	0-1	2-5	2-3-5	3	1	0	0	2	6	
at Colorado State	* 25	2-4	0-2	0-0	1-1-2	5	1	0	1	0	4	
CSU NORTHBRIDGE	* 23	4-7	2-2	2-2	0-3-3	2	1	1	1	3	12	
YALE	* 29	1-5	0-2	1-2	0-1-1	4	2	1	1	0	3	
at Tulsa	* 31	4-7	0-2	0-1	0-4-4	3	1	0	0	0	8	
MIAMI (OH)	* 25	0-2	0-0	2-2	0-1-1	2	1	2	1	0	2	
at Texas	- 9	0-2	0-0	1-2	0-0-0	5	1	2	0	0	1	
BAYLOR	- 11	0-0	0-0	0-0	0-0-0	1	0	1	0	0	0	
KANSAS STATE	- 22	1-3	0-0	3-5	2-1-3	5	0	1	0	1	5	
at Oklahoma State	* 19	4-6	2-4	0-0	1-4-5	3	0	1	0	1	10	
at Texas A&M	* 33	5-9	3-4	0-0	1-2-3	1	1	0	0	1	13	
NEBRASKA	* 17	1-3	0-1	1-2	0-1-1	5	0	0	0	1	3	
at Iowa State	* 31	3-6	2-3	0-0	1-6-7	4	1	0	0	2	8	
KANSAS	* 27	2-9	1-5	1-4	2-4-6	4	2	1	0	1	6	
MISSOURI	* 18	0-3	0-0	0-0	1-1-2	0	1	0	1	1	0	
at Kansas State	* 20	1-4	0-1	1-4	1-2-3	4	1	1	0	0	3	
OKLAHOMA	* 15	2-3	0-0	1-1	0-0-0	2	0	0	1	0	5	
at Kansas	* 20	3-9	1-3	0-0	1-2-3	2	0	1	0	1	7	
at Missouri	* 16	0-1	0-1	0-0	1-2-3	4	3	0	0	0	0	
IOWA STATE	* 19	2-4	0-1	0-0	0-3-3	2	0	1	0	0	4	
at Nebraska	* 7	0-0	0-0	0-0	0-0-0	3	0	0	0	0	0	
TEXAS TECH	- 12	2-2	0-0	0-0	1-1-2	4	0	0	1	0	4	
vs. Texas Tech	- 15	0-2	0-0	0-0	0-1-1	2	0	0	0	0	0	

2008-09 Game-by-Game (freshman)

Game	GS	Min	FGs	3FGs	FTs	O-D-R	Pf	A	To	BL	ST	Pts
ARK.-PINE BLUFF	* 31	5-11	0-2	3-4	1-3-4	2	2	2	1	0	13	
MONTANA STATE	* 37	5-10	1-3	0-0	1-2	3	4	2	2	0	2	11
HARVARD	* 25	2-5	1-3	6-6	2-4-6	1	1	2	0	0	11	
LAFAYETTE	* 25	3-5	1-1	4-5	2-0-2	3	1	2	0	0	11	
at Stanford	* 34	5-12	0-4	0-0	1-4-5	4	0	1	0	0	10	
TCU	* 28	3-9	1-4	1-3	0-0-0	3	0	6	0	1	8	
COLORADO STATE	* 32	5-10	1-2	1-3	1-4-5	4	1	1	0	1	12	
PRAIRIE VIEW A&M	* 27	1-6	0-2	1-2	1-1-2	2	5	4	0	0	3	
La.-MONROE	* 38	9-14	1-2	2-2	0-2-2	0	3	1	0	0	21	
vs. Coppin State	* 33	2-9	0-0	2-2	3-1-4	3	0	0	0	0	6	
vs. Buffalo	* 33	2-5	0-2	2-2	0-4-4	0	0	2	1	0	6	
vs. Vermont	* 28	2-10	1-2	1-2	0-3-3	2	0	0	0	0	6	
at SMU	* 39	5-9	1-3	2-2	1-6-7	1	1	2	0	0	13	
WESTERN STATE	* 32	1-5	0-1	2-2	2-3-5	1	0	0	0	0	4	
at Missouri	* 31	2-6	1-1	0-0	1-4-5	1	0	3	0	1	5	
KANSAS	* 30	4-9	0-2	2-4	3-2-5	4	1	1	0	0	10	
at Texas Tech	* 30	2-7	0-1	0-1	0-3-3	4	1	5	0	1	4	
KANSAS STATE	* 37	4-6	0-1	1-2	1-3-4	1	1	2	0	1	9	
IOWA STATE	* 31	2-5	1-2	2-4	0-5-5	1	1	0	0	2	7	
at Kansas	* 28	2-5	1-3	2-2	1-3-4	1	0	1	0	1	7	
NEBRASKA	* 32	3-8	0-2	0-1	0-4-4	1	1	1	1	0	6	
at Oklahoma	28	4-8	0-2	5-6	1-2-3	1	2	1	0	0	13	
at Iowa State	* 32	3-7	0-1	4-4	0-7-7	3	0	0	0	1	10	
TEXAS	* 42	3-6	0-0	2-2	0-5-5	4	1	2	0	1	8	
at Nebraska	32	2-5	1-2	4-6	1-2-3	3	0	1	0	0	9	
MISSOURI	* 38	5-9	1-2	4-5	3-2-5	1	1	2	0	0	15	
OKLAHOMA STATE	* 24	1-6	0-2	0-4	0-2-2	5	2	2	0	0	2	
at Baylor	* 17	2-3	0-0	1-2	0-1-1	5	2	2	0	0	5	
TEXAS A&M	* 23	1-4	0-0	0-2	0-1-1	2	0	1	0	0	2	
at Kansas State	* 38	2-3	0-0	1-2	0-6-6	4	2	3	0	0	5	
vs. Texas	* 18	1-2	0-1	0-0	0-0-0	4	0	0	0	0	2	



Ben Mills

7-0, 215, Fr., C
Hartland, Wis. (Arrowhead HS)

#32

2010-11

PTS	REB	AST	ST	BLK	MIN	FG%	FT%
1.4	1.1	0.0	0.0	0.2	5.0	.423	.33

- 15 games played
- Played first Big 12 game with first two career blocks vs. Kansas State in home win (Feb. 12)
- Season-high six points (3-of-4 FG) vs. The Citadel
- 6-for-11 from field in his last three games (54.6 percent)
- Five points against Longwood

- Also played nine minutes against the Broncos
- Played eight minutes with two points vs. Alcorn State
- Scored first collegiate point at San Francisco

Arrowhead HS

- Averaged 17.1 points, 11.2 rebounds, 1.4 blocks per game.
- Senior year led Arrowhead to a 25-3 record and the WIAA Division 1 state championship.
- First-team all-state honors from both the Associated Press and Wisconsin Basketball Coaches Association.
- At the state championships, averaged 20 points and 10 rebounds per game earning an all-tournament first team selection.
- Wisconsin Mr. Basketball finalist • Lettered all four years.
- Team captain junior & senior years.
- Helped team achieve a 56-16 record (.778) over three years. • Set 2009 Wisconsin Basketball Yearbook Shootout rebounding record with 18 in a single game • Three-time Classic 8 All-Conference team.

2010-11 Game-by-Game

Game	GS	Min	FGs	FTs	O-D-R	Pf	A	To	BL	ST	Pts
IDAHO STATE	-	2	0-0	0-0	0-0-0	0	0	1	0	0	0
at Georgia											
at San Francisco	-	4	0-0	1-2	0-0-0	0	0	0	0	0	1
ALCORN STATE	-	8	1-4	0-0	1-2-3	0	0	0	0	0	2
at Harvard	-	1	0-0	0-0	0-0-0	0	0	0	0	0	0
TX-PAN AMERICAN	-	9	2-4	0-0	0-0-0	0	0	0	0	0	4
OREGON STATE	-	3	1-2	0-0	0-0-0	0	0	0	0	0	2
COLORADO STATE											
THE CITADEL	-	6	3-4	0-0	0-0-0	3	0	1	0	0	6
LONGWOOD	-	5	2-5	1-2	2-2-4	0	0	1	0	0	5
vs. New Mexico	-	2	0-0	0-0	0-0-0	0	0	0	0	0	0
vs. Indiana											
MD EASTERN SHORE	-	4	0-2	0-0	1-1-2	0	0	1	0	0	0
at Cal St. Bakersfield	-	4	1-2	0-0	2-1-3	0	0	0	0	0	2
WESTERN N.MEXICO	-	8	1-3	0-0	2-1-3	0	0	1	0	0	2
MISSOURI											
at Kansas State											
OKLAHOMA STATE											
at Nebraska											
at Oklahoma											
KANSAS											
at Baylor											
IOWA STATE											
at Missouri											
TEXAS A&M											
KANSAS STATE	-	9	0-0	0-0	0-0-0	1	0	0	2	0	0
at Kansas	-	6	0-0	0-0	0-1-1	1	0	2	0	0	0
at Texas Tech	-	4	0-0	0-0	0-1-1	0	0	0	0	0	0
TEXAS											
at Iowa State											
NEBRASKA											
vs. Iowa State											
vs. Kansas State	-	3	0-0	0-0	0-0-0	0	0	0	0	0	0
vs. Kansas	-	5	0-0	0-2	0-2-2	0	0	0	0	0	0

Personal Bests

Points

Season	6	The Citadel (Dec. 17, 2010)
Big 12	-	
Career	6	The Citadel (Dec. 17, 2010)

Field Goals

Season	3	The Citadel (Dec. 17, 2010)
Big 12	-	
Career	3	The Citadel (Dec. 17, 2010)

Field Goal Attempts

Season	5	Longwood (Dec. 19, 2010)
Big 12	-	
Career	5	Longwood (Dec. 19, 2010)

Free Throws

Season	1	twice
Big 12	-	
Career	1	twice

Free Throw Attempts

Season	2	three times
Big 12	2	Kansas (March 11, 2011)
Career	2	three times

Rebounds

Season	4	Longwood (Dec. 19, 2010)
Big 12	1	three times
Career	4	Longwood (Dec. 19, 2010)

Offensive Rebounds

Season	2	three times
Big 12	1	three times
Career	2	three times

Defensive Rebounds

Season	2	twice
Big 12	1	three times
Career	2	twice

Blocks

Season	2	Kansas State (Feb. 12, 2011)
Big 12	2	Kansas State (Feb. 12, 2011)
Career	2	Kansas State (Feb. 12, 2011)

Minutes

Season	9	twice
Big 12	9	Kansas State (Feb. 12, 2011)
Career	9	twice



TREY ECKLOFF #55

Junior • Forward • 6-10 • 235
Englewood, Colo.

2010-11 Totals (Junior Year)

PTS	REB	AST	ST	MIN	FG%	FT%	3-PT%
1.7	1.1	0.4	0.1	4.9	.458	.800	.125

- Played 17 games; season-best 11 minutes vs. Longwood
- Six points vs. Western New Mexico
- Season opener vs. Idaho State with two points, three rebounds

2009-10 Totals (Sophomore Year)

PTS	REB	AST	ST	MIN	FG%	FT%	3-PT%
0.9	0.8	0.2	-	5.7	.250	1.000	.125

- 15 games played in 2009-10
- five games with 10+ minutes played
- started first collegiate game at K-State (12 mins., 1 reb.)
- Academic All-Big 12 First Team and Big 12 Commissioners Honor Roll

2008-09 Totals (Freshman Year)

PTS	REB	AST	ST	MIN	FG%	FT%	3-PT%
2.2	1.8	0.3	0.3	3.6	.350	.412	.350

- Played 26 games averaging 10.1 minutes a game
- Season-high 25 minutes vs. Kansas (Jan. 17) w/ 6 rebs.
- Fall 2008, Spring 2009 4.0 GPA Club; Dean's List

Personal Bests

Points

Season	6	W. New Mexico (Jan. 5)
Big 12	7	at Oklahoma (Feb. 7, 2009)
Career	7	at Oklahoma (Feb. 7, 2009)

Field Goals

Season	3	W. New Mexico (Jan. 5)
Big 12	3	at Oklahoma (Feb. 7, 2009)
Career	3	at Oklahoma (Feb. 7, 2009)

Field Goals Attempts

Season	6	Longwood (Dec. 19, 2010)
Big 12	5	Kansas (Jan. 17, 2009)
Career	6	Longwood (Dec. 19, 2010)

3-Pointers Made

Season	1	MD Eastern Shore (Dec. 29)
Big 12	1	four times
Career	1	nine times

3-Point Attempts

Season	2	three times
Big 12	2	five times
Career	2	eight times

Free Throws

Season	2	Iowa State (Feb. 1, 2011)
Big 12	2	six times
Career	2	nine times

Free Throw Attempts

Season	2	twice
Big 12	2	six times
Career	2	nine times

Rebounds

Season	4	W. New Mexico (Jan. 5)
Big 12	6	Kansas (Jan. 17, 2009)
Career	6	Kansas (Jan. 17, 2009)

Offensive Rebounds

Season	2	Idaho St. (Nov. 12, 2010)
Big 12	3	Kansas (Jan. 17, 2009)
Career	6	Kansas (Jan. 17, 2009)

Defensive Rebounds

Season	3	twice
Big 12	4	at Missouri (Jan. 14, 2009)
Career	4	at Missouri (Jan. 14, 2009)

Assists

Season	2	Longwood (Dec. 19, 2010)
Big 12	2	Kansas (Jan. 17, 2009)
Career	2	three times

Steals

Season	1	twice
Big 12	1	three times
Career	2	at Stanford (Nov. 29, 2008)

Blocks

Season	1	Alcorn St. (Nov. 23, 2010)
Big 12	1	four times
Career	1	seven times

Minutes

Season	13	W. New Mexico (Jan. 5)
Big 12	25	Kansas (Jan. 17, 2009)
Career	25	Kansas (Jan. 17, 2009)

2010-11 Game-by-Game (junior)

Game	GS	Min	FGs	3FGs	FTs	O-D-R	Pf	A	To	BL	ST	Pts
IDAHO STATE	-	2	1-1	0-0	0-0	2-1-3	0	0	0	0	0	2
at Georgia	-	4	1-1	0-0	0-0	0-0-0	2	0	0	0	0	2
at San Francisco												
ALCORN STATE	-	6	1-2	0-1	1-2	0-2-2	3	0	0	1	0	3
at Harvard	-	2	0-0	0-0	0-0	0-0-0	1	0	0	0	0	0
TX-PAN AMERICAN	-	7	1-1	0-0	0-0	0-2-2	1	1	0	0	1	2
OREGON STATE	-	5	1-1	0-0	0-0	0-0-0	2	0	0	0	0	2
COLORADO STATE												
THE CITADEL	-	4	0-1	0-1	0-0	0-0-0	0	1	0	0	1	0
LONGWOOD	-	11	1-6	0-2	1-1	1-1-2	1	2	0	0	0	3
vs. New Mexico												
vs. Indiana	-	4	0-0	0-0	0-0	0-0-0	0	0	0	0	0	0
MD EASTERN SHORE	-	6	2-3	1-2	0-0	1-0-1	2	0	0	0	0	5
at Cal State Bakersfield												
WESTERN N.MEXICO	-	6	3-7	0-1	0-0	1-3-4	0	1	0	0	0	6
MISSOURI												
at Kansas State												
OKLAHOMA STATE												
at Nebraska	-	1	0-0	0-0	0-0	0-0-0	0	0	0	0	0	0
at Oklahoma												
KANSAS	-	1	0-0	0-0	0-0	0-0-0	0	0	0	0	0	0
at Baylor												
IOWA STATE	-	3	0-1	0-1	2-2	0-3-3	0	0	0	0	0	2
at Missouri	-	1	0-0	0-0	0-0	0-0-0	1	0	0	0	0	0
TEXAS A&M												
KANSAS STATE	-	5	0-0	0-0	0-0	0-1-1	2	0	0	0	0	0
at Kansas	-	1	0-0	0-0	0-0	0-0-0	0	0	0	0	0	0
at Texas Tech												
TEXAS												
at Iowa State												
NEBRASKA												
vs. Iowa State												
vs. Kansas State												
vs. Kansas												

2009-10 Game-by-Game (sophomore)

Game	GS	Min	FGs	3FGs	FTs	O-D-R	Pf	A	To	BL	ST	Pts
ARK.-PINE BLUFF	-	1	0-0	0-0	0-0	0-0-0	0	0	0	0	0	0
COPPIN STATE	-	7	1-3	0-1	0-0	2-2-4	1	0	1	0	0	2
SAN FRANCISCO	-	4	1-2	0-1	0-0	0-0-0	0	0	0	0	0	2
COLO. CHRISTIAN	-	6	0-1	0-0	0-0	1-1-2	0	0	1	0	0	0
CSU NORTHRIDGE	-	5	1-1	0-0	0-0	1-1-2	2	1	0	0	0	2
at Tulsa	-	1	0-2	0-1	0-0	0-0-0	0	0	0	0	0	0
at Texas	-	10	1-1	0-0	0-0	0-0-0	5	0	2	1	0	2
BAYLOR	-	10	0-1	0-0	0-0	0-0-0	3	1	0	0	0	0
KANSAS STATE	-	10	0-1	0-0	0-0	0-0-0	5	1	1	1	0	0
at Oklahoma State	-	1	0-1	0-1	0-0	0-0-0	0	0	1	0	0	0
KANSAS	-	3	1-2	1-2	0-0	0-0-0	0	0	0	0	0	3
MISSOURI	-	10	0-2	0-1	2-2	0-3-3	1	0	0	0	0	2
at Kansas State	-	12	0-0	0-0	0-0	1-0-1	1	0	3	0	0	0
OKLAHOMA	-	3	0-1	0-0	0-0	0-0-0	0	0	0	0	0	0
at Missouri	-	2	0-2	0-1	0-0	0-0-0	0	0	0	1	0	0

2008-09 Game-by-Game (freshman)

Game	GS	Min	FGs	3FGs	FTs	O-D-R	Pf	A	To	BL	ST	Pts
ARK.-PINE BLUFF	-	14	1-3	0-0	2-2	0-2-2	3	0	1	0	0	4
MONTANA STATE	-	9	1-3	1-2	1-2	0-2-2	1	0	0	0	0	4
LAFAYETTE	-	15	2-2	1-1	1-2	0-3-3	3	1	3	1	1	6
at Stanford	-	23	1-3	0-1	0-1	2-2-4	3	1	2	0	2	2
TCU	-	9	1-3	0-0	0-0	2-0-2	2	0	2	1	0	2
COLORADO STATE	-	14	0-1	0-0	0-0	0-3-3	0	0	0	0	0	0
PRAIRIE VIEW A&M	-	8	1-1	1-1	0-2	0-1-1	1	1	0	0	0	3
La.-MONROE	-	7	0-0	0-0	0-0	1-0-1	0	2	0	0	0	0
vs. Coppin State	-	2	0-2	0-0	0-0	0-0-0	1	0	0	0	0	0
vs. Buffalo	-	5	1-1	0-0	0-0	0-1-1	1	0	0	0	0	2
vs. Vermont	-	12	2-2	1-1	1-1	1-3-4	3	0	0	0	0	6
WESTERN STATE	-	5	1-2	0-1	0-0	1-1-2	0	0	1	0	0	2
at Missouri	-	17	1-3	1-2	0-0	1-4-5	4	1	3	0	0	3
KANSAS	-	25	1-5	1-2	0-2	3-3-6	3	2	4	1	1	3
at Texas Tech	-	6	2-2	0-0	0-2	0-2-2	3	0	0	0	0	4
KANSAS STATE	-	3	0-0	0-0	0-0	0-0-0	2	0	1	0	0	3
IOWA STATE	-	9	0-3	0-2	0-0	1-2-3	1	0	2	0	1	0
at Kansas	-	16	0-1	0-1	0-0	1-3-4	2	0	0	0	0	0
NEBRASKA	-	6	1-1	0-0	0-0	0-0-0	1	0	1	0	0	2
at Oklahoma	-	15	3-4	1-2	0-0	0-0-0	3	0	1	0	1	7
at Iowa State	-	12	0-3	0-2	0-0	0-1-1	1	0	0	0	0	0
TEXAS	-	8	1-4	0-1	2-2	1-0-1	2	0	2	0	0	4
at Nebraska	-	3	0-0	0-0	0-0	0-0-0	0	0	0	0	0	0
MISSOURI	-	10	1-1	0-0	0-1	0-0-0	2	0	0	0	0	2
at Baylor	-	6	0-1	0-1	0-0	0-0-0	0	0	1	0	0	0
vs. Texas	-	4	0-0	0-0	0-0	0-0-0	1	0	1	0	0	0

Game #1 (Nov. 12) Idaho State at Colorado

IDAHO STATE (0-1)

Player	FGs	3-pt	FT	O-D-	R	F	TP	A	TO	B	S	Min	
Moreira	f	5-6	0-0	2-4	1-6	7	4	12	1	4	0	1	33
Busma	c	6-10	0-0	0-0	3-6	9	2	12	0	2	2	0	37
Gilcrest	g	13-21	6-8	7-7	0-2	2	4	39	3	6	0	1	38
Taylor	g	2-4	0-0	0-0	0-0	0	2	4	1	1	0	0	12
Grabau	g	1-4	0-2	0-0	2-5	7	2	5	1	0	1	0	30
Gawrzydek	g	0-1	0-0	0-0	0-1	1	1	0	0	0	0	0	3
Mason	g	0-0	0-0	0-0	0-0	0	0	0	0	0	0	0	7
McGowen	g	1-4	0-1	0-0	0-0	0	3	2	3	1	0	0	16
Lacey	g	3-6	0-1	3-4	1-2	3	4	9	0	2	0	0	24
Team						0							
Totals		31-56	6-12	12-15	7-22	29	22	80	13	17	2	3	200

FG%	1st Hlf	16-28	57.1%	2nd Hlf	15-28	53.6%	Game	31-56	55.4%
3FG%	1st Hlf	4-5	80.0%	2nd Hlf	2-7	28.6%	Game	6-12	50.0%
FT%	1st Hlf	2-3	66.7%	2nd Hlf	10-12	83.3%	Game	12-15	80.0%
deadball rebounds:									0, 1

COLORADO (1-0)

Player	FGs	3-pt	FT	O-D-	R	F	TP	A	TO	B	S	Min	
Dufault	f	3-5	1-2	2-4	0-3	3	0	9	1	0	0	2	16
Tomlinson	g	2-4	2-4	0-0	0-2	2	3	6	3	2	0	0	29
Relphorde	g	4-8	1-2	3-4	0-1	1	1	12	3	0	0	2	26
Burks	g	5-13	0-1	10-10	0-0	0	3	20	2	2	0	0	31
Higgins	g	4-15	1-5	7-10	1-2	3	2	16	4	0	0	4	33
Sharpe	g	0-0	0-0	1-2	0-0	0	3	1	2	1	1	1	19
Coney	g	0-0	0-0	0-0	0-0	0	0	0	0	0	0	0	1
Roberson	g	3-5	0-0	0-0	4-7	11	2	6	1	0	0	1	21
Knutson	g	6-7	1-1	3-3	1-4	5	3	16	2	0	0	0	20
Mills	g	0-0	0-0	0-0	0-0	0	0	0	1	0	0	0	2
Eckloff	g	1-1	0-0	0-0	2-1	3	0	2	0	0	0	0	2
Team						0							
Totals		28-58	6-15	26-33	8-21	29	17	88	17	7	1	10	200

FG%	1st Hlf	16-33	48.5%	2nd Hlf	12-25	48.0%	Game	28-58	48.3%
3FG%	1st Hlf	4-10	40.0%	2nd Hlf	2-5	40.0%	Game	6-15	40.0%
FT%	1st Hlf	9-15	60.0%	2nd Hlf	17-18	94.4%	Game	26-33	78.8%
deadball rebounds:									6

Idaho State	38	42	80
Colorado	45	43	88

Officials: Ted Hillary, Brad Ferris, Toby Martinez
Technical: none. Attendance: 6874. Fouled out: none.

Game #4 (Nov. 23) Alcorn State at Colorado

ALCORN STATE (0-4)

Player	FGs	3-pt	FT	O-D-	R	F	TP	A	TO	B	S	Min	
Davenport	f	3-7	0-0	2-4	1-3	4	2	8	0	2	0	0	20
Francis	f	0-3	0-0	1-2	1-2	3	1	1	0	3	1	1	14
Starks	f	2-3	0-0	1-2	1-5	6	2	5	0	0	2	2	24
McDonald	g	0-5	0-1	1-2	0-1	1	0	1	2	1	0	0	18
Baker	g	5-18	3-11	0-0	1-1	2	1	13	1	3	0	0	24
Searcy	g	0-5	0-0	3-4	0-0	0	2	3	3	1	0	1	22
Savannah	g	2-5	0-0	0-0	0-0	0	0	4	0	1	0	1	14
Ingram	g	0-4	0-2	0-0	0-3	3	3	0	0	1	0	2	13
Sanders	g	3-4	0-0	1-2	2-1	3	1	7	1	0	0	1	10
Brownlee	g	1-2	0-0	0-0	0-2	2	1	2	0	1	0	1	8
Eackles	g	0-1	0-0	2-4	0-0	1	2	0	1	0	0	0	9
Martin	g	1-3	0-0	1-1	4-0	4	3	3	1	0	0	0	15
Ragland	g	1-4	0-2	0-0	0-2	2	1	2	0	1	1	0	9
Team						3-3		6					
Totals		18-64	3-16	12-21	13-23	36	18	51	8	15	5	9	200

FG%	1st Hlf	9-28	32.1%	2nd Hlf	9-36	25.0%	Game	18-64	28.1%
3FG%	1st Hlf	3-11	27.3%	2nd Hlf	0-5	00.0%	Game	3-16	18.8%
FT%	1st Hlf	6-12	50.0%	2nd Hlf	6-9	66.7%	Game	12-21	57.1%
deadball rebounds:									5

COLORADO (2-2)

Player	FGs	3-pt	FT	O-D-	R	F	TP	A	TO	B	S	Min	
Dufault	f	2-9	0-1	6-8	5-3	8	1	10	1	1	1	1	21
Tomlinson	g	3-4	2-3	0-0	0-1	1	2	8	4	1	0	3	27
Sharpe	g	1-1	0-0	2-2	0-2	2	2	4	3	0	0	0	17
Relphorde	g	4-7	2-3	5-5	1-5	6	0	15	1	3	0	2	23
Knutson	g	3-11	1-5	0-0	0-4	4	2	7	3	0	0	0	26
Burks	g	8-13	2-3	4-5	2-4	6	0	22	2	0	1	1	19
Higgins	g	7-11	0-0	2-2	0-6	6	2	16	1	1	0	2	23
Coney	g	0-0	0-0	0-1	0-0	0	2	0	0	1	0	0	9
Roberson	g	2-5	0-1	0-0	3-6	9	4	4	4	2	2	2	21
Mills	g	1-4	0-0	1-2	0-3	2	0	2	0	0	0	0	8
Eckloff	g	1-2	0-1	1-2	0-2	2	3	3	0	0	1	0	6
Team						1-2		3					
Totals		32-67	7-17	20-25	13-37	50	18	91	19	9	5	11	200

FG%	1st Hlf	16-32	50.0%	2nd Hlf	16-35	45.7%	Game	32-67	47.8%
3FG%	1st Hlf	3-7	42.9%	2nd Hlf	4-10	40.0%	Game	7-17	41.2%
FT%	1st Hlf	14-16	87.5%	2nd Hlf	6-9	66.7%	Game	20-25	80.0%
deadball rebounds:									4

Alcorn State	27	24	51
Colorado	49	42	91

Officials: David Hall, Hal Lusk, Terry Moore
Technical: none. Attendance: 2778. Fouled out: none.

Game #2 (Nov. 16) Colorado at Georgia

COLORADO (1-1)

Player	FGs	3-pt	FT	O-D-	R	F	TP	A	TO	B	S	Min	
Dufault	f	5-9	0-0	3-4	3-2	5	4	13	0	0	1	2	30
Tomlinson	g	1-1	1-1	2-2	0-0	0	4	5	1	2	0	1	33
Relphorde	g	2-10	1-5	3-4	2-5	7	1	8	1	1	0	0	30
Burks	g	5-14	0-2	11-15	1-4	5	4	21	3	3	0	1	35
Higgins	g	4-11	0-2	7-8	3-1	4	5	15	0	3	0	4	28
Sharpe	g	2-2	0-0	1-1	1-1	2	3	4	0	2	0	0	12
Roberson	g	0-1	0-1	1-2	1-6	7	4	1	3	1	1	0	16
Williams, D.	g	2-4	1-3	0-0	1-2	3	3	5	0	2	0	0	12
Eckloff	g	1-1	0-0	0-0	0-0	0	2	2	0	0	0	0	4
Team						1-1		2					
Totals		22-53	3-14	27-36	13-22	35	30	74	8	14	2	8	200

FG%	1st Hlf	9-24	37.5%	2nd Hlf	13-29	44.8%	Game	22-53	41.5%
3FG%	1st Hlf	2-10	20.0%	2nd Hlf	1-4	25.0%	Game	3-14	21.4%
FT%	1st Hlf	13-16	81.3%	2nd Hlf	14-20	70.0%	Game	27-36	75.0%
deadball rebounds:									5

GEORGIA (2-0)

Player	FGs	3-pt	FT	O-D-	R	F	TP	A	TO	B	S	Min	
Leslie	g	7-14	1-1	4-4	4-4	8	5	19	2	1	0	2	29
Ware	g	1-3	1-3	4-4	0-4	4	3	7	4	3	0	1	31
Nolte	f	1-4	1-3	2-4	1-3	4	2	5	1	1	0	2	34
Robinson	g	6-10	2-3	7-11	3-1	4	3	21	6	4	0	0	23
Price	f	7-9	0-0	3-3	0-2	2	4	17	0	2	1	0	17
Thornton	g	0-1	0-1	1-2	0-3	3	1	1	1	1	1	1	11
Barnes	g	2-6	0-0	5-13	0-2	8	4	9	0	1	0	0	21
Williams, V.	g	0-3	0-1	0-0	0-0	0	0	0	0	2	0	1	6
Williams, D.	g	0-0	0-0	0-0	1-1	2	2	0	0	1	1	0	6
Brantley	g	1-3	1-3	1-2	0-1	2	2	4	0	2	0	0	18
Team						1-3		4					
Totals		25-53	6-15	27-43	16-24	40	26	83	14	20	3	7	200

FG%	1st Hlf	
-----	---------	--

Game #7 (Dec. 4)
Oregon State at Colorado

OREGON STATE (3-4)

Player	FGs	3-pt	FT	O-D-	R	F	TP	A	TO	B	S	Min
Johnson	f	2-6	0-1	0-0	2-6	8	1	4	0	2	0	28
Collier	f	0-1	0-0	0-0	0-0	0	1	0	0	0	0	17
Burton	c	5-8	0-0	1-1	2	2	10	4	1	1	1	19
Cunningham	g	5-11	2-6	4-5	0-1	1	4	16	0	7	0	37
Starks	g	0-4	0-2	0-0	0-1	1	1	0	0	0	0	17
McShane	g	0-0	0-0	0-0	0-0	0	1	0	1	0	0	12
Brown	g	2-6	0-0	1-2	3-1	4	0	5	0	0	0	5
Brandt	g	1-3	1-1	3-4	0-0	0	2	6	0	0	0	10
Murphy	g	0-1	0-1	0-0	0-0	0	1	0	0	0	0	8
Moreland	g	0-0	0-0	0-0	1-0	1	0	0	0	0	1	0+
Haynes	g	1-5	0-2	0-0	2-1	3	0	2	3	3	0	25
Deane	g	0-2	0-0	0-2	2-2	4	1	0	0	4	0	8
Wallace	g	5-7	0-1	4-6	0-1	1	1	14	1	0	0	22
Jones	g	0-0	0-0	0-0	0-0	0	0	0	0	0	0	2
Team				3-2	5							
Totals		21-54	3-14	12-21	14-16	30	15	57	9	17	2	9 200

FG%	1st Hlf	7-23	30.4%	2nd Hlf	14-31	45.2%	Game	21-54	38.9%
3FG%	1st Hlf	1-6	16.7%	2nd Hlf	2-8	25.0%	Game	3-14	21.4%
FT%	1st Hlf	3-6	50.0%	2nd Hlf	9-15	60.0%	Game	12-21	57.1%
deadball rebounds: 4									

COLORADO (4-3)

Player	FGs	3-pt	FT	O-D-	R	F	TP	A	TO	B	S	Min
Dufault	f	5-7	0-1	2-2	2-3	5	1	12	1	0	1	23
Relphorde	g	6-12	0-2	0-0	1-5	6	1	12	8	4	0	31
Burks	g	7-12	1-4	0-0	2-2	3	15	2	3	0	2	27
Higgins	g	2-6	1-4	4-4	0-4	2	9	6	2	1	0	29
Knutson	g	8-10	6-8	0-0	2-2	4	0	22	0	0	0	31
Tomlinson	g	0-2	0-2	0-0	0-1	2	0	2	2	0	0	16
Sharpe	g	0-1	0-1	0-2	0-1	1	1	0	1	1	0	15
Coney	g	0-0	0-0	0-0	0-0	0	0	0	0	0	0	3
Roberson	g	4-5	0-1	1-1	2-4	6	5	9	0	0	2	17
Mills	g	1-2	0-0	0-0	0-0	0	2	0	0	0	0	3
Eckloff	g	1-1	0-0	0-0	0-0	0	2	0	0	0	0	5
Team				2-2	4							
Totals		34-58	8-23	7-9	9-24	33	17	83	20	13	4	6 200

FG%	1st Hlf	14-30	46.7%	2nd Hlf	20-30	71.4%	Game	34-58	58.6%
3FG%	1st Hlf	4-14	25.0%	2nd Hlf	4-7	57.1%	Game	8-23	34.8%
FT%	1st Hlf	5-5	100%	2nd Hlf	2-4	50.0%	Game	7-9	77.8%
deadball rebounds: 1									

Oregon State	18	39	57
Colorado	37	46	83

Officials: James Breeding, Rick Crawford, Lee Cassell
Technical: none. Attendance: 6363. Fouled out: Roberson.

Game #10 (Dec. 19)
Longwood at Colorado

LONGWOOD (3-10)

Player	FGs	3-pt	FT	O-D-	R	F	TP	A	TO	B	S	Min
Carter	c	8-13	0-1	0-0	0-3	3	5	16	0	2	1	0 21
Bowman	g	5-7	1-2	4-6	2-4	6	2	15	3	2	0	1 34
Washington	g	2-5	1-4	0-0	1-1	2	3	5	4	3	0	0 23
Mitchell	g	2-6	0-0	2-4	2-3	5	4	6	3	3	0	1 27
Van der Kooij	g	1-5	0-2	1-2	2-2	4	2	3	1	1	0	0 20
Gee II	g	1-1	0-0	2-2	0-0	0	0	0	0	0	0	0 7
Robinson	g	1-7	1-5	0-0	1-0	1	0	3	1	0	0	0 20
Parker	g	2-8	1-4	0-0	0-1	1	0	5	1	0	1	0 13
Dublin	g	0-3	0-0	0-0	2-2	4	2	0	1	1	0	0 20
Havenstein	g	1-5	0-0	0-0	1-3	4	1	2	0	1	1	0 15
Team				0-0	0							
Totals		23-60	4-18	9-14	11-19	30	19	59	14	13	3	2 200

FG%	1st Hlf	12-26	46.2%	2nd Hlf	11-34	32.4%	Game	23-60	38.3%
3FG%	1st Hlf	2-7	28.6%	2nd Hlf	2-11	18.2%	Game	4-18	22.2%
FT%	1st Hlf	0-0	0.0%	2nd Hlf	9-14	64.3%	Game	9-14	64.3%
deadball rebounds: 2									

COLORADO (7-3)

Player	FGs	3-pt	FT	O-D-	R	F	TP	A	TO	B	S	Min
Dufault	f	4-7	1-1	3-4	3-2	5	2	12	3	1	0	0 18
Tomlinson	g	0-1	0-1	0-0	0-2	2	0	3	1	0	0	0 17
Relphorde	g	5-6	1-1	3-5	2-1	3	1	14	1	2	0	0 25
Burks	g	6-13	1-2	2-2	3-4	7	2	15	5	1	1	1 27
Higgins	g	7-12	2-2	2-2	1-1	2	1	18	2	1	0	2 24
Sharpe	g	1-4	0-1	0-0	2-1	3	2	5	0	2	0	0 23
Coney	g	2-4	0-1	0-0	0-0	0	4	0	0	0	0	0 8
Roberson	g	5-9	2-3	2-3	4-9	13	1	14	0	1	1	0 21
Knutson	g	5-5	3-3	4-4	0-4	4	0	17	2	0	0	2 19
Mills	g	2-5	0-0	1-2	2-2	4	0	5	0	1	0	0 7
Eckloff	g	1-6	0-2	1-1	1-1	2	1	3	2	0	0	0 11
Team				1-2	3							
Totals		38-72	10-17	18-23	19-29	48	13	104	23	8	4	5 200

FG%	1st Hlf	17-34	50.0%	2nd Hlf	21-38	55.3%	Game	38-72	52.8%
3FG%	1st Hlf	6-8	75.0%	2nd Hlf	4-9	44.4%	Game	10-17	58.8%
FT%	1st Hlf	7-10	70.0%	2nd Hlf	11-13	84.6%	Game	18-23	78.3%
deadball rebounds: 1									

Longwood	26	33	59
Colorado	47	57	104

Officials: Shawn Lehig, Mike Giarratano, Glen Mayberry
Technical: none. Attendance: 2556. Fouled out: Carter.

Game #8 (Dec. 8)
Colorado State at Colorado

COLORADO STATE (4-2)

Player	FGs	3-pt	FT	O-D-	R	F	TP	A	TO	B	S	Min
Franklin	f	7-11	0-0	5-5	1-2	3	4	19	3	0	0	0 28
McFarland	f	2-7	1-5	0-0	0-0	0	0	5	0	1	0	0 18
Ogiede	f	7-12	0-0	3-5	5-2	7	2	17	0	2	0	0 25
Ekmeide	g	5-7	2-2	1-2	0-0	0	3	13	1	3	0	0 31
Green	g	2-5	0-3	2-2	0-1	1	4	6	2	2	0	0 25
Hornung	g	1-2	0-0	0-0	2-3	5	3	2	1	0	2	1 26
Carr	g	4-6	1-3	1-3	1-4	5	2	10	5	2	0	0 26
Nigon	g	1-3	1-2	0-0	0-2	2	2	3	1	0	0	0 15
Bell	g	2-4	0-0	2-2	1-2	3	2	6	0	0	0	0 10
Smith, D.	g	1-1	0-0	0-0	0-3	3	2	2	0	1	0	0 12
Smith, G.	g	0-0	0-0	0-0	0-2	2	2	0	1	3	0	0 8
Team				0-0	0							
Totals		32-58	5-15	14-19	10-21	31	26	83	14	15	3	1 225

FG%	1st Hlf	14-22	63.6%	2nd Hlf	16-29	55.2%	OT	2-7	32-58	55.2%
3FG%	1st Hlf	3-8	37.5%	2nd Hlf	2-5	40.0%	OT	0-2	5-15	33.3%
FT%	1st Hlf	2-4	50.0%	2nd Hlf	9-11	81.8%	OT	3-4	14-19	73.7%
deadball rebounds: 1										

COLORADO (5-3)

Player	FGs	3-pt	FT	O-D-	R	F	TP	A	TO	B	S	Min
Dufault	f	4-7	0-0	0-0	2-2	4	3	8	0	0	3	0 31
Tomlinson	g	3-5	1-3	1-2	1-2	3	3	8	3	1	0	1 36
Relphorde	g	5-9	1-1	7-8	1-3	4	4	18	3	1	9	9 33
Burks	g	8-16	0-0	9-10	2-3	5	4	25	1	2	0	2 36
Higgins	g	2-10	0-2	11-14	0-4	3	15	3	1	0	1	0 38
Sharpe	g	0-0	0-0	0-0	0-1	1	1	0	0	0	0	0 11
Roberson	g	1-3	0-0	0-0	3-2	5	2	2	0	2	1	0 12
Knutson	g	3-4	1-1	7-7	0-3	3	1	14	1	0	0	0 28
Team				0-0	0							
Totals		26-54	3-7	35-41	9-20	29	21	90	12	7	4	4 225

FG%	1st Hlf	10-29	34.5%	2nd Hlf	13-20	65.0%	OT	3-5	26-54	48.1%
3FG%	1st Hlf	1-4	25.0%	2nd Hlf	2-3	66.7%	OT	0-0	3-7	42.9%
FT%	1st Hlf	9-10	90.0%	2nd Hlf	18-23	78.3%	OT	8-8	35-41	85.4%

Game #13 (Dec. 29) Maryland Eastern Shore at Colorado

MARYLAND EASTERN SHORE (3-9)

Player	FGs	3-pt	FT	O-D-	R	F	TP	A	TO	B	S	Min
Hines	f	3-5	0-0	0-2	2-5	7	4	6	0	1	0	21
White	f	5-10	0-0	2-2	0-0	0	3	12	3	0	0	21
Burns	g	2-10	1-3	2-2	0-0	0	2	7	2	2	0	30
Bradshaw	g	5-10	1-6	0-3	0-3	3	2	11	1	3	0	34
Haley	g	7-12	2-5	2-2	3-1	4	2	18	0	1	0	23
Obama Obama	0-0	0-0	0-0	2-2	4	4	0	0	0	1	0	17
Swift	0-2	0-0	3-4	1-1	2	0	3	1	0	0	0	17
Bell	2-6	1-4	0-0	0-0	0	4	5	0	0	0	0	13
Bright	0-1	0-1	0-0	0-1	1	1	0	0	0	0	0	5
Spence	0-0	0-0	0-0	0-1	1	2	0	0	0	0	0	2
Robertson	1-4	1-2	0-0	0-1	1	3	0	1	0	0	0	16
Tucker	0-0	0-0	0-0	0-0	0	0	0	0	0	0	0	1
Team			2-0	2								
Totals		25-60	6-21	9-15	10-15	25	65	7	10	1	4	200

FG%	1st Hlf	12-27	44.4%	2nd Hlf	13-33	39.4%	Game	24-44	41.7%
3FG%	1st Hlf	4-9	44.4%	2nd Hlf	2-12	16.7%	Game	3-10	28.6%
FT%	1st Hlf	5-8	62.5%	2nd Hlf	4-7	57.1%	Game	9-15	60.0%
deadball rebounds:			3						

COLORADO (9-4)

Player	FGs	3-pt	FT	O-D-	R	F	TP	A	TO	B	S	Min	
Dufault	f	7-9	1-1	3-3	3-4	7	3	18	0	0	0	21	
Tomlinson	g	1-1	1-1	0-0	0-3	3	2	3	6	2	1	0	19
Relphorde	g	7-9	0-0	1-4	0-3	3	1	15	3	2	0	23	
Burks	g	5-10	0-0	5-5	2-3	5	1	15	2	1	0	27	
Higgins	g	5-8	0-2	5-5	0-1	1	1	15	2	0	0	28	
Sharpe	3-4	0-1	3-3	0-2	1	9	3	2	1	1	21	21	
Coney	0-1	0-0	2-2	0-1	1	1	2	0	0	0	0	6	
Roberson	2-5	0-1	0-2	2-6	8	2	4	1	0	3	2	20	
Knutson	2-5	2-4	0-1	1-1	1	6	2	1	0	0	2	25	
Mills	0-2	0-0	0-0	1-0	2	0	0	0	1	0	0	4	
Eckloff	2-3	1-2	0-0	1-0	1	2	5	0	0	0	0	6	
Team			2-3	5									
Totals		34-57	5-12	19-25	12-27	39	15	92	19	9	5	200	

FG%	1st Hlf	18-25	72.0%	2nd Hlf	16-32	50.0%	Game	34-57	59.6%
3FG%	1st Hlf	3-6	50.0%	2nd Hlf	2-6	33.3%	Game	5-12	41.7%
FT%	1st Hlf	7-9	77.8%	2nd Hlf	12-16	75.0%	Game	19-25	76.0%
deadball rebounds:			3						

MD Eastern Shore	33	32	65
Colorado	46	46	92

Officials: Terry Davis, Brent Hampton, Greg Renneberger
Technical: none. Attendance: 3896. Fouled out: none.

Game #16 (Jan. 8) 9/8 Missouri at Colorado

MISSOURI (14-2, 0-1)

Player	FGs	3-pt	FT	O-D-	R	F	TP	A	TO	B	S	Min	
Ratliffe	f	5-8	0-0	1-1	4-4	8	1	11	1	1	0	29	
Bowers	f	6-11	0-0	3-4	2-5	7	3	15	0	2	8	1	31
Pressey, M	g	3-10	0-2	2-2	1-3	4	3	8	3	3	0	28	
Denmon	g	6-12	1-4	1-1	1-1	2	4	14	2	1	0	23	
English	g	2-10	2-5	1-2	0-3	3	1	7	2	1	1	0	23
Pressey, P	0-2	0-0	0-0	1-0	1	2	0	1	0	0	3	9	
Kreklow	0-0	0-0	0-0	0-0	0	1	0	0	0	0	0	3	
Dixon	5-11	1-3	6-6	1-3	4	3	17	2	1	0	2	25	
Safford	1-5	1-5	0-2	0-2	2	1	4	1	0	0	0	15	
Moore	0-0	0-0	0-0	1-0	1	2	0	1	0	0	0	4	
Team			0-1	1									
Totals		28-69	4-16	16-18	11-22	33	21	76	13	9	10	8	200

FG%	1st Hlf	15-39	38.5%	2nd Hlf	13-30	43.3%	Game	28-69	40.6%
3FG%	1st Hlf	2-9	22.2%	2nd Hlf	2-7	28.6%	Game	4-16	25.0%
FT%	1st Hlf	2-3	66.7%	2nd Hlf	14-15	93.3%	Game	16-18	88.9%
deadball rebounds:			1						

COLORADO (12-4, 1-0)

Player	FGs	3-pt	FT	O-D-	R	F	TP	A	TO	B	S	Min	
Dufault	f	6-10	0-1	0-0	4-3	7	2	12	0	0	1	0	29
Tomlinson	g	0-2	0-1	0-1	0-3	3	3	0	4	1	0	1	17
Relphorde	g	3-14	0-3	2-3	1-4	5	2	8	4	3	0	2	37
Burks	g	12-19	3-3	9-11	6-2	8	2	36	2	2	0	1	34
Higgins	g	6-12	0-1	6-6	1-9	10	3	18	4	2	2	1	31
Sharpe	0-0	0-0	0-0	1-0	1	0	0	0	1	1	1	0	11
Coney	0-0	0-0	0-0	0-0	0	0	0	0	0	0	0	1	
Roberson	1-3	0-0	0-0	1-3	4	4	2	1	0	1	1	13	
Knutson	5-9	1-2	2-2	1-6	7	1	13	2	1	0	0	27	
Team			1-1	2									
Totals		33-69	4-11	19-23	16-31	47	17	89	14	10	5	6	200

FG%	1st Hlf	17-36	47.2%	2nd Hlf	16-33	48.5%	Game	33-69	47.8%
3FG%	1st Hlf	3-6	50.0%	2nd Hlf	1-5	20.0%	Game	4-11	36.4%
FT%	1st Hlf	9-9	100%	2nd Hlf	10-14	71.4%	Game	19-23	82.6%
deadball rebounds:			2						

Missouri	34	42	76
Colorado	46	43	89

Officials: Joe DeRosa, Rick Crawford, Warren Evans
Technical: Denmon. Attendance: 8694. Fouled out: none.

Game #14 (Jan. 2) Colorado at Cal State Bakersfield

COLORADO (10-4)

Player	FGs	3-pt	FT	O-D-	R	F	TP	A	TO	B	S	Min	
Dufault	f	4-9	0-1	2-5	3-6	9	3	10	2	1	0	1	27
Relphorde	g	3-7	0-1	5-5	1-3	4	2	11	2	1	0	0	25
Burks	g	7-14	0-2	5-6	4-4	8	4	19	4	2	0	1	30
Tomlinson	g	2-3	2-3	0-0	0-2	2	3	6	0	2	0	3	19
Higgins	g	7-14	0-3	2-2	0-1	1	0	16	3	1	1	1	28
Sharpe	0-1	0-0	4-4	0-1	1	0	4	0	3	0	1	18	
Coney	0-0	0-0	0-0	0-0	0	0	0	0	0	0	0	1	
Roberson	3-5	0-1	1-2	1-9	10	1	7	0	2	0	2	25	
Knutson	4-8	2-5	0-0	0-2	2	3	10	1	0	0	1	23	
Mills	1-2	0-0	0-0	2-1	3	0	2	0	0	0	0	4	
Team			0-0	0									
Totals		31-63	4-16	19-24	11-29	40	16	85	12	11	1	10	200

FG%	1st Hlf	18-34	52.9%	2nd Hlf	13-29	44.8%	Game	31-63	49.2%
3FG%	1st Hlf	2-8	25.0%	2nd Hlf	2-8	25.0%	Game	4-16	25.0%
FT%	1st Hlf	9-9	100%	2nd Hlf	10-15	66.7%	Game	19-24	79.2%
deadball rebounds:			2						

CAL STATE BAKERSFIELD (8-6)

Player	FGs	3-pt	FT	O-D-	R	F	TP	A	TO	B	S	Min	
Savage	f	2-8	0-0	0-0	9-7	16	0	4	1	1	0	0	32
Carter	f	4-15	0-2	5-6	2-4	6	2	13	3	3	0	3	31
Brown	c	1-1	0-0	0-0	0-2	2	3	2	0	1	0	1	13
Johnson, A	g	10-21	6-13	0-0	0-4	4	1	26	0	3	0	2	36
Bragg	g	3-8	2-4	7-8	0-2	2	3	15	3	1	0	1	26
Jones	0-0	0-0	1-2	1-2	3	0	1	0	1	0	0	10	
Kate	1-2	1-2	0-0	0-1	1	2	3	0	0	0	0	3	
Roberson	0-0	0-0	0-0	0-0	0	0	0	0	0	0	0	3	
Johnson, D	0-4	0-0	2-2	1-1	2	4	2	0	1	0	1	17	
Baker	1-4	0-0	3-4	0-0	4	5	2	2	0	1	0	22	
Albright	1-2	0-0	0-0	0-0	0	2	1	0	0	0	0	7	
Team			1-1	2									
Totals		23-65	9-21	18-22	14-24	38	19	73	10	13	0	9	200

FG%	1st Hlf	13-35	37.1%	2nd Hlf	10-30	33.3%	Game	23-65	35.4%
3FG%	1st Hlf	6-10	60.0%	2nd Hlf	3-11	27.3%	Game	9-21	42.9%
FT%	1st Hlf	6-8	75.0%	2nd Hlf	12-14	85.7%	Game	18-22	81.8%
deadball rebounds:			3						

Colorado	48	38	85
CSU-Bakersfield	38	35	73

Officials: Mike Scyphers, Deron White, Milt Stowe
Technical: none. Attendance: 1464. Fouled out: none.

Game #17 (Jan. 12) Colorado at 21/20 Kansas State

COLORADO (13-4, 2-0)

Player	FGs	3-pt	FT	O-D-	R	F	TP	A	TO	B	S	Min	
Dufault	f	4-6	0-0	0-0	1-0	1	3	8	2	3	0	0	27
Tomlinson	g	0-1	0-1	0-0	0-2	2	2	0	1	4	0	0	14
Relphorde	g	4-11	1-1	3-4	2-3	5	3	12	1	4	0	4	34
Burks	g	4-15	0-0	4-7	1-6	7	4	12	2	6	0	0	31
Higgins	g	3-4	0-0	3-5	1-2	3	4	9	4	2	0	0	27
Sharpe	1-2	0-1	2-2	0-3	3	2	4	2	0	0	0	15	
Roberson	4-5	0-1	0-3	5-4	9	2	9	1	1	1	1	23	
Knutson	7-10	6-8	0-0	0-0	0	2	20	0	0	0	0	29	
Team			4-4	8									
Totals		27-54	8-12	12-21	14-24	38	22	74	13	20	1	6	200

Game #19 (Jan. 18)
Colorado at Nebraska

COLORADO (14-5, 3-1)

Player	FGs	3-pt	FT	O-D-	R	F	TP	A	TO	B	S	Min
Dufault	f 3-6	0-0	0-0	0-2	2	1	6	1	0	0	0	26
Tomlinson	g 0-2	0-1	0-0	0-0	0	1	0	3	0	0	1	14
Relphorde	g 3-6	2-4	1-2	0-2	2	2	9	2	3	0	1	33
Burks	g 7-17	2-6	6-6	4-4	8	3	22	4	7	0	0	32
Higgins	g 3-8	2-5	0-0	0-3	3	1	8	3	1	1	1	37
Sharpe	0-1	0-1	0-0	0-1	1	0	0	1	0	0	1	10
Roberson	2-2	1-1	0-1	1-4	5	3	5	0	3	0	1	19
Knutson	6-12	5-11	0-0	1-2	3	4	17	1	0	0	0	28
Eckloff	0-0	0-0	0-0	0-0	0	0	0	0	0	0	0	1
Team			2-0		2							
Totals	24-54	12-30	7-9	8-18	26	15	67	13	16	1	5	200

FG%	1st Hlf	12-26	46.2%	2nd Hlf	12-28	42.9%	Game	24-54	44.4%
3FG%	1st Hlf	6-14	42.9%	2nd Hlf	6-16	37.5%	Game	12-30	40.0%
FT %	1st Hlf	0-0	00.0%	2nd Hlf	7-9	77.8%	Game	7-9	77.8%

deadball rebounds: 0

NEBRASKA (14-4, 2-2)

Player	FGs	3-pt	FT	O-D-	R	F	TP	A	TO	B	S	Min
Diaz	f 7-8	0-0	0-0	0-2	2	1	14	1	1	2	0	27
McCray	g 8-14	2-6	0-0	2-6	8	3	18	0	2	1	1	30
Richardson	g 1-1	0-0	4-4	0-0	0	3	6	3	1	0	0	23
Walker	g 4-6	0-2	1-2	3-3	6	3	9	2	2	0	3	30
Jeter	g 3-10	0-4	4-5	1-5	6	2	10	9	2	0	2	33
Jones	0-1	0-1	0-0	0-0	1	0	0	1	0	0	0	6
Ubel	2-3	1-2	1-1	0-1	1	0	6	0	0	0	0	12
Gallegos	0-1	0-0	0-0	0-0	0	0	0	0	0	0	0	5
Beranek	2-4	1-2	5-6	0-4	2	2	10	2	2	0	2	22
Almeida	3-5	0-0	0-0	1-1	2	0	6	0	3	0	0	12
Team			0-0		0							
Totals	30-53	4-17	15-18	7-24	31	14	79	18	13	3	8	200

FG%	1st Hlf	14-28	50.0%	2nd Hlf	16-25	64.0%	Game	30-53	56.6%
3FG%	1st Hlf	2-9	22.2%	2nd Hlf	2-8	25.0%	Game	4-17	23.5%
FT %	1st Hlf	1-2	50.0%	2nd Hlf	14-16	87.5%	Game	15-18	83.3%

deadball rebounds: 1

Colorado	30	37	67
Nebraska	31	48	79

Officials: Steve Olson, Gary Maxwell, Doug Simrons
Technical: Relphorde, CU Team. Attendance: 8477. Fouled out: none.

Game #20 (Jan. 22)
Colorado at Oklahoma

COLORADO (14-6, 3-2)

Player	FGs	3-pt	FT	O-D-	R	F	TP	A	TO	B	S	Min
Dufault	f 3-6	0-1	1-2	0-3	3	3	7	1	0	0	0	16
Tomlinson	g 0-0	0-0	0-0	1-1	2	3	0	0	0	0	1	15
Relphorde	g 3-8	0-0	0-0	1-3	4	4	6	3	4	0	3	33
Burks	g 6-15	0-4	3-4	2-6	9	3	15	1	5	0	1	33
Higgins	g 4-14	0-1	0-8	2-2	4	1	15	4	3	0	1	37
Sharpe	0-2	0-1	0-0	0-1	1	1	0	0	0	0	0	9
Roberson	4-5	0-0	2-2	2-2	4	2	10	0	1	1	2	28
Knutson	3-7	1-3	0-0	2-2	2	2	7	0	0	0	0	29
Team			3-0		3							
Totals	23-57	1-10	13-16	12-20	32	22	60	9	14	1	8	200

FG%	1st Hlf	11-26	42.3%	2nd Hlf	12-31	38.7%	Game	23-57	40.4%
3FG%	1st Hlf	0-5	00.0%	2nd Hlf	1-5	20.0%	Game	1-10	10.0%
FT %	1st Hlf	4-5	80.0%	2nd Hlf	9-11	81.8%	Game	13-16	81.3%

deadball rebounds: 2

OKLAHOMA (10-9, 2-3)

Player	FGs	3-pt	FT	O-D-	R	F	TP	A	TO	B	S	Min
Fitzgerald	f 6-11	0-0	1-4	0-6	6	3	13	0	4	1	0	38
Blair	g 4-10	1-5	2-2	1-1	2	2	11	3	2	1	1	38
Blair	g 2-2	0-0	9-13	0-3	3	4	13	7	5	0	1	37
Clark	g 5-9	1-2	2-4	2-5	7	2	13	0	0	0	1	37
Davis	g 7-14	1-7	0-0	2-6	8	2	15	2	2	1	1	39
Washington	0-0	0-0	2-2	0-2	2	1	2	0	0	0	1	8
Newell	0-0	0-0	0-0	0-0	0	0	0	0	0	0	0	3
Team			2-0		2							
Totals	24-46	3-14	16-25	7-23	30	14	67	12	13	3	5	200

FG%	1st Hlf	15-28	53.6%	2nd Hlf	9-18	50.0%	Game	24-46	56.6%
3FG%	1st Hlf	2-9	22.2%	2nd Hlf	1-5	20.0%	Game	3-14	23.5%
FT %	1st Hlf	0-0	00.0%	2nd Hlf	16-25	64.0%	Game	16-25	64.0%

deadball rebounds: 4

Colorado	26	34	60
Oklahoma	32	35	67

Officials: Mike Thibodeaux, Terry Davis, Rodrick Dixon
Technical: none. Attendance: 9158. Fouled out: none.

Game #21 (Jan. 25)
Kansas at Colorado

KANSAS (18-2, 4-1)

Player	FGs	3-pt	FT	O-D-	R	F	TP	A	TO	B	S	Min
Morris, Mc.	f 5-6	0-0	5-6	0-5	5	4	15	0	2	0	0	24
Morris, Mc.	c 3-6	0-0	0-0	4-7	11	2	6	0	3	1	0	29
Taylor	g 2-4	1-1	4-4	0-3	3	4	9	4	2	0	0	31
Reed	g 4-11	2-8	4-6	3-2	5	2	14	3	3	0	0	27
Selby	g 7-14	3-6	0-0	1-3	4	2	17	5	1	0	1	25
Withey	1-2	0-0	1-2	2-2	4	0	3	0	0	1	0	8
Moringstar	5-9	4-7	0-0	0-1	1	2	14	3	1	0	0	25
Johnson	1-3	0-2	0-0	1-0	1	0	2	4	0	0	0	12
Little	1-2	0-0	0-0	0-1	1	3	2	0	0	2	1	17
Team			1-1		2							
Totals	29-57	10-24	14-18	12-25	37	19	82	19	12	4	2	200

FG%	1st Hlf	17-32	53.1%	2nd Hlf	12-25	48.0%	Game	29-57	50.9%
3FG%	1st Hlf	7-14	50.0%	2nd Hlf	3-10	30.0%	Game	10-24	41.7%
FT %	1st Hlf	2-4	50.0%	2nd Hlf	12-14	85.7%	Game	14-18	77.8%

deadball rebounds: 2

COLORADO (14-7, 3-3)

Player	FGs	3-pt	FT	O-D-	R	F	TP	A	TO	B	S	Min
Dufault	f 0-1	0-0	0-0	0-3	3	2	0	3	0	0	0	24
Tomlinson	g 3-6	2-0	0-0	0-0	4	8	3	0	0	0	1	29
Relphorde	g 5-13	3-4	2-2	0-3	3	3	15	3	1	0	0	31
Burks	g 7-14	1-2	10-11	1-5	6	1	25	2	2	1	1	33
Higgins	g 8-15	1-1	2-2	0-2	2	1	19	1	1	1	3	35
Sharpe	0-0	0-0	1-2	0-1	1	0	1	0	0	0	0	9
Roberson	1-3	0-0	0-0	1-3	4	4	2	0	1	1	1	19
Knutson	2-4	2-3	0-0	0-0	2	2	8	0	1	1	0	19
Eckloff	0-0	0-0	0-0	0-0	0	0	0	0	0	0	0	1
Team			2-2		4							
Totals	27-56	9-13	15-17	4-19	23	17	78	14	6	3	6	200

FG%	1st Hlf	14-28	50.0%	2nd Hlf	13-28	46.4%	Game	27-56	48.2%
3FG%	1st Hlf	6-9	66.7%	2nd Hlf	3-4	75.0%	Game	9-13	69.2%
FT %	1st Hlf	5-6	83.3%	2nd Hlf	10-11	90.9%	Game	15-17	88.2%

deadball rebounds: 2

Kansas	43	39	82
Colorado	39	39	78

Officials: Tom O'Neill, Scott Thornley, Kipp Kissinger
Technical: none. Attendance: 11,203. Fouled out: none.

Game #22 (Jan. 29)
Colorado at Baylor

COLORADO (14-8, 3-4)

Player	FGs	3-pt	FT	O-D-	R	F	TP	A	TO	B	S	Min
Dufault	f 2-5	0-0	0-2	2-3	5	3	4	0	0	2	1	26
Tomlinson	g 1-3	0-1	1-2	0-1	1	2	3	2	1	0	1	16
Relphorde	g 2-7	0-1	0-2	1-2	3	4	4	1	0	0	1	27
Burks	g 6-19	0-4	8-8	1-4	6	3	20	1	4	0	3	34
Higgins	g 6-15	2-5	2-2	1-4	5	3	16	2	2	1	0	34
Sharpe	0-0	0-0	0-0	0-1	1	0	0	0	0	0	0	7
Coney	0-0	0-0	0-0	0-0	0	0	0	0	0	0	0	0
Roberson	3-7	0-1	3-4	10-11	11	4	9	1	2	0	1	27
Knutson	2-9	2-4	2-2	2-2	4	4	10	1	1	0	4	29
Team												

Game #25 (Feb. 9)
Texas A&M at Colorado

TEXAS A&M (15-9, 4-5)

Player	FGs	3-pt	FT	O-D-	R	F	TP	A	TO	B	S	Min
Middleton	f 5-14	1-1	0-1	4-1	5	2	11	6	2	0	0	38
Roberson, K.	f 4-4	0-0	1-2	1-2	3	2	9	0	1	1	0	17
Walkup	f 8-12	1-2	1-1	4-4	8	4	18	2	0	0	1	34
Harris	g 0-4	0-3	4-6	0-4	4	1	4	3	3	0	3	39
Holmes	g 3-4	2-2	5-6	0-5	5	3	13	1	2	0	1	32
Davis	g 0-2	0-0	0-0	2-0	2	0	0	0	0	0	0	4
Loubeau	g 5-10	0-0	4-4	3-6	9	3	14	0	0	2	1	34
Darko	g 0-1	0-1	0-0	0-2	2	1	0	1	0	1	0	7
Hibbert	g 2-6	0-2	0-0	0-1	1	0	4	1	0	0	1	20
Team		1-0		1	1			2				
Totals	27-57	4-11	15-20	15-25	40	17	73	14	10	4	7	200

FG%	1st Hlf	11-26	42.3%	2nd Hlf	12-26	46.2%	OT	4-5	27-57	47.4%
3FG%	1st Hlf	1-6	16.7%	2nd Hlf	3-4	75.0%	OT	0-1	4-11	36.4%
FT%	1st Hlf	3-4	75.0%	2nd Hlf	7-7	100%	OT	5-9	15-20	75.0%

deadball rebounds: 4

COLORADO (15-10, 4-6)

Player	FGs	3-pt	FT	O-D-	R	F	TP	A	TO	B	S	Min
Dufault	f 4-6	1-2	0-0	1-3	4	4	9	0	1	4	0	34
Relphorde	g 3-8	2-3	1-2	3-2	5	3	9	1	3	0	1	34
Burks	g 7-15	2-3	8-8	2-3	5	4	24	3	3	0	1	38
Higgins	g 6-18	1-1	6-6	2-3	5	3	19	5	0	0	1	35
Knutson	g 2-11	1-4	0-0	0-2	2	4	5	0	2	2	2	38
Sharpe	g 1-2	0-0	0-0	1-1	1	0	2	0	0	0	0	17
Coney	g 0-0	0-0	0-0	0-0	0	0	0	0	0	0	0	5
Roberson	g 1-2	0-0	0-0	1-0	1	0	2	0	0	0	0	24
Team				4-2	6							
Totals	24-62	7-13	15-16	13-16	29	18	70	9	9	6	5	200

FG%	1st Hlf	11-23	47.8%	2nd Hlf	10-27	37.0%	OT	3-12	24-62	38.7%
3FG%	1st Hlf	3-6	50.0%	2nd Hlf	2-4	40.0%	OT	2-3	7-13	53.8%
FT%	1st Hlf	3-4	75.0%	2nd Hlf	10-10	100%	OT	2-2	15-16	93.8%

deadball rebounds: 1

Texas A&M	26	34	13	73
Colorado	28	32	10	70

Officials: Paul Janssen, Scott Thornley, J.B. Caldwell
Technical: Turgeon, K. Roberson. Attendance: 14288. Fouled out: Roberson.

Game #28 (Feb. 23)
Colorado at Texas Tech

COLORADO (17-11, 6-7)

Player	FGs	3-pt	FT	O-D-	R	F	TP	A	TO	B	S	Min
Dufault	f 1-1	0-0	0-0	1-4	5	2	2	1	0	0	1	21
Tomlinson	g 1-2	1-2	0-0	0-2	2	0	3	2	0	0	0	24
Relphorde	g 6-14	0-4	3-3	1-5	6	3	15	2	0	0	0	27
Burks	g 4-12	0-0	6-6	3-5	8	4	14	2	4	0	1	25
Higgins	g 3-11	0-0	6-8	1-2	3	5	12	3	4	0	1	36
Sharpe	g 0-0	0-0	0-1	1-1	2	1	0	2	0	0	0	12
Coney	g 0-0	0-0	0-0	0-0	0	0	0	0	0	0	0	0+
Roberson	g 3-5	1-1	0-0	3-6	9	3	7	0	1	0	3	21
Knutson	g 7-14	2-7	2-4	1-0	1	1	18	0	2	0	0	30
Mills	g 0-0	0-0	0-0	1-1	1	0	0	0	0	0	0	4
Team				1-2	3							
Totals	25-59	4-14	17-21	12-28	40	19	71	12	11	0	6	200

FG%	1st Hlf	11-25	44.0%	2nd Hlf	14-34	41.2%	Game	25-59	42.4%
3FG%	1st Hlf	2-9	22.2%	2nd Hlf	2-5	40.0%	Game	4-14	28.6%
FT%	1st Hlf	9-10	90.0%	2nd Hlf	8-11	72.7%	Game	17-21	81.0%

deadball rebounds: 4

TEXAS TECH (12-17, 4-9)

Player	FGs	3-pt	FT	O-D-	R	F	TP	A	TO	B	S	Min
Reese	f 3-10	1-3	0-1	4-3	7	4	7	4	2	3	3	23
Roberts	f 2-4	0-0	0-0	1-1	2	3	4	0	0	0	0	26
Lewandowski	c 2-5	0-0	2-2	0-2	2	1	6	1	0	0	1	20
Roberson	g 6-12	4-9	2-4	0-3	3	3	18	7	3	0	0	38
Tairu	g 2-9	2-4	2-4	1-0	1	4	8	0	2	0	0	21
Davis	g 0-0	0-0	0-0	0-0	0	0	0	0	0	0	0	4
Willis	g 0-2	0-1	0-0	0-3	3	0	0	2	1	0	0	11
Dunn	g 0-0	0-0	0-0	0-0	0	0	0	0	0	0	0	0+
Crockett	g 4-7	0-1	0-2	1-3	4	3	8	1	2	1	0	24
Cooper	g 0-1	0-0	0-0	1-0	1	0	0	0	0	0	0	4
Singletary	g 6-11	0-0	5-7	2-4	6	2	17	1	2	0	1	29
Team				2-3	5							
Totals	25-61	7-18	11-20	12-22	34	20	68	16	12	4	5	200

FG%	1st Hlf	7-28	25.0%	2nd Hlf	18-33	54.5%	Game	25-61	42.0%
3FG%	1st Hlf	2-6	33.3%	2nd Hlf	5-12	41.7%	Game	7-18	38.9%
FT%	1st Hlf	5-9	55.6%	2nd Hlf	6-12	54.5%	Game	11-20	55.0%

deadball rebounds: 5

Colorado	33	38	71
Texas Tech	21	47	68

Officials: Paul Janssens, Terry Davis, Hal Lusk
Technical: none. Attendance: 8085. Fouled out: none.

Game #26 (Feb. 12)
Kansas State at Colorado

KANSAS STATE (16-9, 4-6)

Player	FGs	3-pt	FT	O-D-	R	F	TP	A	TO	B	S	Min
Kelly	f 2-6	0-0	1-3	3-3	6	4	5	0	2	1	0	23
Samuels	f 4-7	0-0	5-7	5-2	7	4	13	1	0	0	1	21
Pullen	g 4-12	2-5	2-5	0-1	1	3	12	4	3	0	1	31
Southwell	g 1-5	0-2	1-2	1-1	2	0	3	0	3	3	2	20
McGruder	g 3-9	3-6	2-2	0-3	3	2	11	0	0	0	0	34
Irving	g 0-2	0-1	2-2	1-1	2	1	2	0	0	0	0	12
Ojeleye	g 0-0	0-0	1-2	1-1	2	0	1	0	0	0	0	5
Russell	g 0-1	0-0	0-2	0-1	1	1	0	1	1	0	0	7
Henriquez-Roberts	g 1-4	0-0	3-4	2-4	6	4	5	1	0	2	0	18
Sprading	g 1-6	1-6	1-2	1-1	2	1	4	1	0	0	0	29
Team				4-1	5			1				
Totals	16-52	6-20	18-31	18-19	37	20	56	8	10	6	5	200

FG%	1st Hlf	7-29	24.1%	2nd Hlf	9-23	39.1%	Game	16-52	30.8%
3FG%	1st Hlf	2-12	16.7%	2nd Hlf	4-8	50.0%	Game	6-20	30.0%
FT%	1st Hlf	7-14	50.0%	2nd Hlf	11-17	64.7%	Game	18-31	58.1%

deadball rebounds: 4

COLORADO (16-10, 5-6)

Player	FGs	3-pt	FT	O-D-	R	F	TP	A	TO	B	S	Min
Dufault	f 2-5	0-1	0-0	2-1	3	4	4	0	1	1	0	28
Relphorde	f 2-4	0-1	0-0	1-1	2	5	4	2	2	0	1	11
Burks	g 3-13	0-3	2-2	2-8	10	4	8	1	5	0	1	26
Higgins	g 4-9	0-1	9-10	0-3	3	2	17	1	3	1	0	37
Knutson	g 5-8	2-3	4-4	0-5	5	2	16	1	2	0	0	36
Sharpe	g 3-4	0-1	2-4	0-2	2	1	8	0	2	0	0	21
Coney	g 0-0	0-0	1-2	0-1	1	1	1	0	0	0	0	4
Roberson	g 0-0	0-0	0-0	0-0	1	5	0	1	1	1	0	23
Mills	g 0-0	0-0	0-0	0-0	1	0	0	0	0	2	0	9
Eckloff	g 0-0	0-0	0-0	0-1	1	2	0	0	0	0	0	5
Team				2-0	2							
Totals	19-43	2-10	18-22	8-27	35	27	58	6	16	5	2	200

FG%	1st Hlf	6-21	28.6%	2nd Hlf	13-22	59.1%	Game	19-43	44.2%
3FG%	1st Hlf	0-6	0.0%	2nd Hlf	2-4	50.0%	Game	2-10	20.0%
FT%	1st Hlf	9-10	90.0%	2nd Hlf	9-12	75.0%	Game	18-22	81.8%

deadball rebounds: 1

Kansas State	23	33	56
Colorado	31	37	58

Officials: Tom O'Neill, Jeb Hartness, Greg Rennegarbe
Technical: Kelly, Burks. Attendance: 11052. Fouled out: Relphorde, Roberson.

Game #29 (Feb. 26)
5/5 Texas at Colorado

TEXAS (24-5, 12-2)

Player	FGs	3-pt	FT	O-D-	R	F	TP	A	TO	B	S	Min
Johnson	f 5-11	0-0	7-15	3-4	7	4	17	1	2	0	0	34
Hamilton	f 7-24	5-13	2-2	3-4	7	3	21	1	0	2	2	30
Thompson	f 5-11	0-0</										

Game #31 (Mar. 5)
Nebraska at Colorado

NEBRASKA (19-11, 7-9)

Player	FGs	3-pt	FT	O-D-	R	F	TP	A	TO	B	S	Min
Diaz	c 4-7	0-0	0-2	2-1	3	0	8	0	1	2	0	27
McCray	g 4-7	2-5	0-1	0-7	7	5	10	2	1	0	2	24
Walker	g 2-3	1-1	2-4	1-2	3	0	7	0	4	0	0	17
Beranek	g 0-3	0-2	0-0	0-2	2	1	0	0	1	0	0	15
Jeter	g 4-7	1-3	1-1	0-6	6	1	10	7	3	0	0	32
Jones	g 1-5	1-4	0-0	1-0	1	0	3	3	2	0	0	11
Richardson	g 1-2	1-1	2-2	0-3	3	4	5	2	2	0	0	16
Ubel	g 4-9	0-1	1-1	1-3	4	0	9	0	0	0	0	23
Niemann	g 0-0	0-0	0-0	0-0	1	0	0	0	0	0	0	2
Gallegos	g 0-4	0-1	0-0	0-2	2	4	0	0	1	0	1	17
Almeida	g 2-3	0-0	1-4	1-0	1	1	5	0	0	2	0	16
Team			2-0		2							
Totals	22-50	6-18	7-15	8-26	34	17	57	14	15	4	3	200

FG%	1st Hlf	10-26	38.5%	2nd Hlf	12-24	50.0%	Game	22-50	44.0%
3FG%	1st Hlf	4-11	36.4%	2nd Hlf	2-7	28.6%	Game	6-18	33.3%
FT %	1st Hlf	4-8	57.1%	2nd Hlf	3-7	42.9%	Game	7-15	46.7%

COLORADO (19-12, 8-8)

Player	FGs	3-pt	FT	O-D-	R	F	TP	A	TO	B	S	Min
Dufault	f 2-4	0-0	0-0	0-3	3	3	4	0	0	2	0	19
Relphorde	g 5-12	3-3	6-6	1-4	5	2	19	2	1	0	4	31
Burks	g 3-11	0-3	6-8	1-1	2	1	12	3	2	0	1	33
Higgins	g 5-12	0-1	2-2	0-3	3	1	12	3	0	0	1	34
Knutson	g 5-10	3-5	0-0	0-3	3	1	13	2	0	0	0	29
Tomlinson	g 0-0	0-0	1-2	0-1	1	1	1	1	0	0	1	16
Sharpe	g 0-0	0-0	0-0	0-2	2	0	0	0	0	0	0	8
Beckley	g 1-2	0-0	0-0	0-2	2	0	0	0	0	0	0	3
Coney	g 0-1	0-0	0-0	1-0	1	0	0	0	0	0	0	2
Roberson	g 2-4	0-1	0-0	3-7	10	2	4	1	1	3	2	25
Team			1-1		2							
Totals	23-56	6-13	15-18	7-25	32	12	67	12	5	5	9	200

FG%	1st Hlf	13-31	41.9%	2nd Hlf	10-25	40.0%	Game	23-56	41.1%
3FG%	1st Hlf	4-10	40.0%	2nd Hlf	2-3	66.7%	Game	6-13	46.2%
FT %	1st Hlf	3-4	75.0%	2nd Hlf	12-14	85.7%	Game	15-18	83.3%

Nebraska	28	29	57
Colorado	33	34	67

Officials: Ted Hillary, Warren Evans, Pat Boeh
Technical: None. Attendance: 11,112. Fouled out: McCray.

Game #34 (Mar. 11)
Colorado vs. 2/2 Kansas State
(Big 12 Semifinals)

COLORADO (21-13)

Player	FGs	3-pt	FT	O-D-	R	F	TP	A	TO	B	S	Min
Dufault	f 2-5	0-3	2-5	2-3	5	4	6	0	2	0	0	25
Tomlinson	g 3-4	3-4	0-1	0-1	1	1	9	4	2	0	2	22
Relphorde	g 4-9	1-5	0-0	1-3	4	3	9	4	3	0	2	23
Burks	g 4-9	0-4	5-6	4-1	5	3	23	6	1	0	1	33
Higgins	g 1-11	0-3	4-4	1-1	2	4	6	1	1	0	0	33
Sharpe	g 2-2	0-0	0-0	0-0	0	0	4	1	0	0	0	7
Beckley	g 0-0	0-0	0-0	0-0	0	2	0	0	0	0	0	2
Coney	g 0-0	0-0	0-0	0-0	0	0	0	0	0	0	0	1
Roberson	g 4-5	1-1	0-0	1-4	5	5	9	1	9	1	3	23
Knutson	g 6-9	5-7	0-0	1-0	1	0	17	0	1	0	0	26
Mills	g 0-0	0-0	0-2	1-1	2	0	0	0	0	0	0	5
Team			0-1		1							
Totals	31-63	10-27	11-18	11-15	26	22	83	17	10	1	8	200

FG%	1st Hlf	14-30	46.7%	2nd Hlf	17-33	51.5%	Game	31-63	49.2%
3FG%	1st Hlf	5-14	35.7%	2nd Hlf	5-13	38.5%	Game	10-27	37.0%
FT %	1st Hlf	4-10	40.0%	2nd Hlf	7-8	87.5%	Game	11-18	61.1%

KANSAS (31-2)

Player	FGs	3-pt	FT	O-D-	R	F	TP	A	TO	B	S	Min
Morris, Mark	f 6-10	1-2	7-8	5-3	8	2	20	0	1	2	0	25
Morris, Marc	f 5-12	0-0	10-12	6-7	13	3	20	4	4	0	3	33
Morningstar	g 3-9	0-3	0-0	1-3	4	1	6	5	1	0	0	36
Reed	g 4-7	3-6	4-4	1-2	3	3	15	1	2	0	1	34
Johnson	g 1-2	1-2	0-0	0-2	2	3	3	0	0	0	0	10
Robinson	g 1-1	0-0	0-0	0-1	1	3	2	0	0	0	0	9
Taylor	g 4-7	0-0	7-8	0-2	2	0	15	4	4	0	0	29
Little	g 1-1	1-1	0-0	0-2	2	1	3	0	1	0	0	12
Releford	g 0-0	0-0	0-0	0-0	0	0	0	0	0	0	0	1
Selby	g 2-6	1-3	1-1	2-2	4	2	6	0	2	0	0	11
Team			0-2		2							
Totals	27-55	7-17	39-33	15-26	41	18	90	14	15	2	4	200

FG%	1st Hlf	15-27	55.6%	2nd Hlf	12-28	42.9%	Game	27-55	49.1%
3FG%	1st Hlf	3-7	43.9%	2nd Hlf	4-10	40.0%	Game	7-17	41.2%
FT %	1st Hlf	10-13	76.9%	2nd Hlf	19-20	95.0%	Game	29-33	87.9%

Colorado	37	46	83
Kansas	43	47	90

Officials: John Higgins, Marke Whitehead, Terry Oglesby
Technical: None. Attendance: 18910. Fouled out: Roberson.

Game #32 (Mar. 9)
Iowa State vs. Colorado (Big 12 1st Round)

IOWA STATE (16-16)

Player	FGs	3-pt	FT	O-D-	R	F	TP	A	TO	B	S	Min
Ejim	f 1-3	0-1	0-0	4-3	7	4	2	0	1	0	2	22
Vanderbeken	f 2-11	1-5	1-2	0-5	5	5	6	0	2	0	1	24
Anderson	g 13-20	3-5	4-7	3-3	6	4	33	1	3	0	0	36
Garrett	g 6-14	1-2	6-6	0-2	2	3	19	6	1	0	1	40
Christopherson	g 3-16	2-9	0-0	0-4	4	1	8	5	1	0	2	36
Ralley	g 0-0	0-0	0-0	0-0	0	0	0	0	0	0	0	1
Palo	g 0-2	0-1	0-0	0-1	1	0	0	1	0	0	0	9
Godfrey	g 3-7	0-0	1-3	6-2	8	3	7	0	0	4	3	32
Team			2-1		3							
Totals	28-73	7-23	12-18	15-21	36	20	75	13	8	4	9	200

FG%	1st Hlf	12-35	34.3%	2nd Hlf	16-38	42.1%	Game	28-73	38.4%
3FG%	1st Hlf	4-10	40.0%	2nd Hlf	3-13	23.1%	Game	7-23	30.4%
FT %	1st Hlf	0-4	00.0%	2nd Hlf	12-14	85.7%	Game	12-18	66.7%

COLORADO (20-12)

Player	FGs	3-pt	FT	O-D-	R	F	TP	A	TO	B	S	Min
Dufault	f 1-2	0-1	0-0	1-1	2	4	2	0	1	0	0	13
Tomlinson	g 0-0	0-0	0-0	1-1	2	2	0	4	1	1	1	20
Relphorde	g 2-7	1-2	4-4	0-6	6	3	9	1	5	1	9	35
Burks	g 9-16	0-1	11-14	4-11	15	1	29	6	5	1	3	38
Higgins	g 7-13	1-3	1-2	0-4	4	0	16	2	2	0	0	35
Sharpe	g 0-1	0-0	0-0	0-0	0	0	0	1	0	0	0	3
Roberson	g 3-7	0-1	3-4	7-8	15	5	9	0	1	0	0	30
Knutson	g 5-12	2-5	0-0	0-2	2	2	12	0	0	0	0	26
Team			0-2		2							
Totals	27-58	4-13	19-24	13-35	48	17	77	14	15	3	4	200

FG%	1st Hlf	11-30	36.7%	2nd Hlf	16-28	57.1%	Game	27-58	46.6%
3FG%	1st Hlf	1-5	20.0%	2nd Hlf	3-8	37.5%	Game	4-13	30.8%
FT %	1st Hlf	3-5	60.0%	2nd Hlf	16-19	84.2%	Game	19-24	79.2%

Iowa State	28	47	75
Colorado	34	51	77

Officials: Joe DeRosa, Kipp Kissinger, Darron George
Technical: None. Attendance: 18910. Fouled out: Vanderbeken, Roberson.

Game #33 (Mar. 10)
Colorado vs. 19/23 Kansas State
(Big 12 Quarterfinals)

COLORADO (21-12)

Player	FGs	3-pt	FT	O-D-	R	F	TP	A	TO	B	S	Min
Dufault	f 2-3	0-0	0-0	1-2	3	3	4	0	1	0	0	15
Tomlinson	g 1-1	1-1	0-0	0-2	2	0	3	1	2	0	0	16
Relphorde	g 3-3	1-1	3-3	0-2	2	4	10	1	4	0	1	21

2010-2011 Colorado Men's Basketball
Colorado Combined Team Statistics (as of Mar 11, 2011)
All games

RECORD:	OVERALL	HOME	AWAY	NEUTRAL
ALL GAMES	21-13	15-2	3-9	3-2
CONFERENCE	8-8	6-2	2-6	0-0
NON-CONFERENCE	13-5	9-0	1-3	3-2

#	Player	gp-gs	min	avg	Total		3-Point		F-Throw		Rebounds				pf	dq	a	to	blk	stl	pts	avg	
					fg-fga	fg%	3fg-fga	3fg%	ft-fa	ft%	off	def	tot	avg									
10	Burks, Alec	34-33	1063	31.3	220-482	.456	24-85	.282	218-265	.823	79	139	218	6.4	83	1	97	94	11	32	682	20.1	
11	Higgins, Cory	34-33	1098	32.3	176-407	.432	30-88	.341	155-177	.876	30	86	116	3.4	74	2	81	73	12	34	537	15.8	
24	Knutson, Levi	34-6	901	26.5	145-277	.523	72-146	.493	47-52	.904	19	78	97	2.9	65	0	34	28	2	21	409	12.0	
05	Relphorde, Marcus	34-34	961	28.3	137-314	.436	38-92	.413	79-102	.775	41	106	147	4.3	88	1	77	75	4	37	391	11.5	
33	Dufault, Austin	34-34	761	22.4	98-182	.538	5-24	.208	38-60	.633	54	85	139	4.1	104	3	21	23	21	22	239	7.0	
21	Roberson, Andre	34-0	746	21.9	84-152	.553	11-32	.344	38-65	.585	96	169	265	7.8	99	6	27	39	38	48	217	6.4	
01	Tomlinson, Nate	31-27	629	20.3	34-68	.500	23-51	.451	9-17	.529	3	50	53	1.7	66	1	74	37	2	25	100	3.2	
02	Sharpe, Shannon	34-3	455	13.4	23-57	.404	1-15	.067	18-30	.600	14	30	44	1.3	30	0	40	23	8	10	65	1.9	
55	Eckloff, Trey	17-0	76	4.5	11-24	.458	1-8	.125	4-5	.800	5	13	18	1.1	15	0	5	0	1	2	27	1.6	
32	Mills, Ben	17-0	85	5.0	11-26	.423	0-0	.000	2-6	.333	9	10	19	1.1	5	0	0	7	2	0	24	1.4	
14	Coney, Javon	23-0	91	4.0	5-12	.417	0-2	.000	3-5	.600	2	8	10	0.4	9	0	2	2	2	1	13	0.6	
03	Beckley, Trent	4-0	9	2.3	1-4	.250	0-0	.000	0-0	.000	0	1	1	0.3	3	0	0	0	0	0	2	0.5	
Team											46	45	91										
Total.....		34	6875		945-2005	.471	205-543	.378	611-784	.779	398	820	1218	35.8	641	14	458	403	103	232	2706	79.6	
Opponents.....		34	6875		882-1975	.447	229-624	.367	512-723	.708	398	740	1138	33.5	669	-	477	471	114	207	2505	73.7	

TEAM STATISTICS	CU	OPP	Date	Opponent	Score	Att.
SCORING	2706	2505	11/12/10	IDAHO STATE	w 88-80	6874
Points per game	79.6	73.7	11/16/10	at Georgia	L 74-83	6406
Scoring margin	+5.9	-	11/20/10	at San Francisco	Lot 81-83	2747
FIELD GOALS-ATT	945-2005	882-1975	11/23/10	ALCORN STATE	w 91-51	2778
Field goal pct	.471	.447	11/28/10	at Harvard	L 66-82	954
3 POINT FG-ATT	205-543	229-624	11/30/10	TEXAS-PAN AMERICAN	w 83-64	2641
3-point FG pct	.378	.367	12/04/10	OREGON STATE	w 83-57	6363
3-pt FG made per game	6.0	6.7	12/08/10	COLORADO STATE	Wot 90-83	7219
FREE THROWS-ATT	611-784	512-723	12/17/10	THE CITADEL	w 89-61	4368
Free throw pct	.779	.708	12/19/10	LONGWOOD	w 104-59	2556
F-Throws made per game	18.0	15.1	^ 12/22/10	vs New Mexico	L 76-89	2867
REBOUNDS	1218	1138	^ 12/23/10	vs Indiana	w 78-69	2375
Rebounds per game	35.8	33.5	12/29/10	MARYLAND EASTERN SHORE	w 92-65	3896
Rebounding margin	+2.4	-	01/02/11	at CSU Bakersfield	w 85-73	1464
ASSISTS	458	477	01/05/11	WESTERN NEW MEXICO	w 92-70	2139
Assists per game	13.5	14.0	* 01/08/11	MISSOURI	w 89-76	8694
TURNOVERS	403	471	* 01/12/11	at Kansas State	w 74-66	12528
Turnovers per game	11.9	13.9	* 01/15/11	OKLAHOMA STATE	w 75-71	11096
Turnover margin	+2.0	-	* 01/18/11	at Nebraska	L 67-79	8477
Assist/turnover ratio	1.1	1.0	* 01/22/11	at Oklahoma	L 60-67	9158
STEALS	232	207	* 01/25/11	KANSAS	L 78-82	11203
Steals per game	6.8	6.1	* 01/29/11	at Baylor	L 66-70	6095
BLOCKS	103	114	* 02/01/11	IOWA STATE	w 95-69	6764
Blocks per game	3.0	3.4	* 02/05/11	at Missouri	L 73-89	14288
ATTENDANCE	117306	159153	* 02/09/11	TEXAS A&M	Lot 70-73	7517
Home games-Avg/Game	17-6900	12-8098	* 02/12/11	KANSAS STATE	w 58-56	11052
Neutral site-Avg/Game	-	5-12394	* 02/19/11	at Kansas	L 63-89	16300
			* 02/23/11	at Texas Tech	w 71-68	8085
			* 02/26/11	TEXAS	w 91-89	11034
			* 03/02/11	at Iowa State	L 90-95	10679
			* 03/05/11	NEBRASKA	w 67-57	11112
			# 03/09/11	vs Iowa State	w 77-75	18910
			# 03/10/11	vs Kansas State	w 87-75	18910
			# 03/11/11	vs Kansas	L 83-90	18910

* = Big 12 Conference
= Big 12 Basketball Championships (Kansas City, Mo.)
^ = iBN Sports Las Vegas Classic

**2010-2011 Colorado Men's Basketball
Colorado Combined Team Statistics (as of Mar 11, 2011)
Conference games**

RECORD:	OVERALL	HOME	AWAY	NEUTRAL
ALL GAMES	8-8	6-2	2-6	0-0
CONFERENCE	8-8	6-2	2-6	0-0
NON-CONFERENCE	0-0	0-0	0-0	0-0

#	Player	gp-gs	min	avg	Total		3-Point		F-Throw		Rebounds				pf	dq	a	to	blk	stl	pts	avg		
					fg-fga	fg%	3fg-fga	3fg%	ft-fa	ft%	off	def	tot	avg										
10	Burks, Alec	16-16	526	32.9	100-243	.412	14-49	.286	106-131	.809	43	79	122	7.6	40	0	45	55	6	12	320	20.0		
11	Higgins, Cory	16-16	543	33.9	77-181	.425	13-32	.406	71-81	.877	14	46	60	3.8	39	1	37	43	6	12	238	14.9		
24	Knutson, Levi	16-4	467	29.2	73-150	.487	38-79	.481	20-22	.909	7	38	45	2.8	36	0	15	17	2	11	204	12.8		
05	Relphorde, Marcus	16-16	475	29.7	65-165	.394	22-51	.431	29-37	.784	21	51	72	4.5	47	1	35	36	0	22	181	11.3		
33	Dufault, Austin	16-16	373	23.3	43-82	.524	2-10	.200	4-8	.500	18	36	54	3.4	51	2	11	12	14	5	92	5.8		
21	Roberson, Andre	16-0	358	22.4	32-63	.508	5-14	.357	19-33	.576	49	67	116	7.3	49	2	14	16	15	19	88	5.5		
01	Tomlinson, Nate	14-12	252	18.0	13-30	.433	7-19	.368	4-8	.500	1	18	19	1.4	24	0	24	11	0	8	37	2.6		
02	Sharpe, Shannon	16-0	173	10.8	8-20	.400	0-7	.000	6-10	.600	5	17	22	1.4	10	0	12	6	1	3	22	1.4		
55	Eckloff, Trey	6-0	12	2.0	0-1	.000	0-1	.000	2-2	1.000	0	4	4	0.7	3	0	0	0	0	0	2	0.3		
03	Beckley, Trent	3-0	7	2.3	1-4	.250	0-0	.000	0-0	.000	0	1	1	0.3	1	0	0	0	0	0	2	0.7		
14	Coney, Javon	10-0	20	2.0	0-2	.000	0-0	.000	1-2	.500	1	1	2	0.2	1	0	1	0	0	0	1	0.1		
32	Mills, Ben	3-0	19	6.3	0-0	.000	0-0	.000	0-0	.000	0	2	2	0.7	2	0	0	2	2	0	0	0.0		
Team											29	23	52											
Total.....		16	3225		412-941	.438	101-262	.385	262-334	.784	188	383	571	35.7	303	6	194	199	46	92	1187	74.2		
Opponents.....		16	3225		426-926	.460	114-302	.377	230-337	.682	180	369	549	34.3	302	-	242	203	64	99	1196	74.8		

TEAM STATISTICS	CU	OPP	Date	Opponent	Score	Att.
SCORING	1187	1196	* 01/08/11	MISSOURI	w 89-76	8694
Points per game	74.2	74.8	* 01/12/11	at Kansas State	w 74-66	12528
Scoring margin	-0.6	-	* 01/15/11	OKLAHOMA STATE	w 75-71	11096
FIELD GOALS-ATT	412-941	426-926	* 01/18/11	at Nebraska	L 67-79	8477
Field goal pct	.438	.460	* 01/22/11	at Oklahoma	L 60-67	9158
3 POINT FG-ATT	101-262	114-302	* 01/25/11	KANSAS	L 78-82	11203
3-point FG pct	.385	.377	* 01/29/11	at Baylor	L 66-70	6095
3-pt FG made per game	6.3	7.1	* 02/01/11	IOWA STATE	w 95-69	6764
FREE THROWS-ATT	262-334	230-337	* 02/05/11	at Missouri	L 73-89	14288
Free throw pct	.784	.682	* 02/09/11	TEXAS A&M	Lot 70-73	7517
F-Throws made per game	16.4	14.4	* 02/12/11	KANSAS STATE	w 58-56	11052
REBOUNDS	571	549	* 02/19/11	at Kansas	L 63-89	16300
Rebounds per game	35.7	34.3	* 02/23/11	at Texas Tech	w 71-68	8085
Rebounding margin	+1.4	-	* 02/26/11	TEXAS	w 91-89	11034
ASSISTS	194	242	* 03/02/11	at Iowa State	L 90-95	10679
Assists per game	12.1	15.1	* 03/05/11	NEBRASKA	w 67-57	11112
TURNOVERS	199	203				
Turnovers per game	12.4	12.7	* = Big 12 Conference			
Turnover margin	+0.3	-	# = Big 12 Basketball Championships (Kansas City, Mo.)			
Assist/turnover ratio	1.0	1.2	^ = iBN Sports Las Vegas Classic			
STEALS	92	99				
Steals per game	5.8	6.2				
BLOCKS	46	64				
Blocks per game	2.9	4.0				
ATTENDANCE	78472	85610				
Home games-Avg/Game	8-9809	8-10701				
Neutral site-Avg/Game	-	0-0				

Score by Periods	1st	2nd	OT	Totals
Colorado	539	638	10	1187
Opponents	545	638	13	1196

2010-2011 Colorado Men's Basketball
Colorado Combined Team Statistics (as of Mar 11, 2011)
Neutral site games

RECORD:	OVERALL	HOME	AWAY	NEUTRAL
ALL GAMES	3-2	0-0	0-0	3-2
CONFERENCE	0-0	0-0	0-0	0-0
NON-CONFERENCE	3-2	0-0	0-0	3-2

##	Player	gp-gs	min	avg	Total		3-Point		F-Throw		Rebounds				pf	dq	a	to	blk	stl	pts	avg
					fg-fga	fg%	3fg-fga	3fg%	ft-fa	ft%	off	def	tot	avg								
10	Burks, Alec	5-5	159	31.8	34-65	.523	2-10	.200	40-48	.833	12	18	30	6.0	13	1	20	14	2	7	110	22.0
11	Higgins, Cory	5-5	169	33.8	28-66	.424	3-14	.214	23-26	.885	3	11	14	2.8	12	0	5	10	1	6	82	16.4
05	Relphorde, Marcus	5-5	133	26.6	19-37	.514	4-13	.308	13-16	.813	4	13	17	3.4	18	0	10	18	1	3	55	11.0
24	Knutson, Levi	5-0	137	27.4	18-36	.500	10-20	.500	8-8	1.000	2	11	13	2.6	7	0	3	2	0	3	54	10.8
21	Roberson, Andre	5-0	124	24.8	16-26	.615	3-6	.500	9-12	.750	16	27	43	8.6	19	3	2	7	5	7	44	8.8
33	Dufault, Austin	5-5	100	20.0	11-19	.579	0-5	.000	2-5	.400	7	11	18	3.6	19	0	0	4	0	3	24	4.8
01	Tomlinson, Nate	5-5	107	21.4	6-12	.500	5-11	.455	2-5	.400	1	10	11	2.2	11	1	17	11	1	3	19	3.8
02	Sharpe, Shannon	5-0	42	8.4	5-11	.455	1-2	.500	0-0	.000	0	2	2	0.4	0	0	4	1	0	0	11	2.2
14	Coney, Javon	3-0	13	4.3	1-1	1.000	0-0	.000	0-0	.000	0	0	0	0.0	3	0	0	0	1	1	2	0.7
32	Mills, Ben	3-0	10	3.3	0-0	.000	0-0	.000	0-2	.000	1	1	2	0.7	0	0	0	0	0	0	0	0.0
55	Eckloff, Trey	1-0	4	4.0	0-0	.000	0-0	.000	0-0	.000	0	0	0	0.0	0	0	0	0	0	0	0	0.0
03	Beckley, Trent	1-0	2	2.0	0-0	.000	0-0	.000	0-0	.000	0	0	0	0.0	2	0	0	0	0	0	0	0.0
Team											5	7	12									
Total.....		5	1000		138-273	.505	28-81	.346	97-122	.795	51	111	162	32.4	104	5	61	67	11	33	401	80.2
Opponents.....		5	1000		137-301	.455	31-89	.348	93-120	.775	72	101	173	34.6	101	-	71	65	13	36	398	79.6

TEAM STATISTICS	CU	OPP	Date	Opponent	Score	Att.
SCORING	401	398	^	12/22/10	vs New Mexico	L 76-89 2867
Points per game	80.2	79.6	^	12/23/10	vs Indiana	w 78-69 2375
Scoring margin	+0.6	-	#	03/09/11	vs Iowa State	w 77-75 18910
FIELD GOALS-ATT	138-273	137-301	#	03/10/11	vs Kansas State	w 87-75 18910
Field goal pct	.505	.455	#	03/11/11	vs Kansas	L 83-90 18910
3 POINT FG-ATT	28-81	31-89				
3-point FG pct	.346	.348				
3-pt FG made per game	5.6	6.2				
FREE THROWS-ATT	97-122	93-120				
Free throw pct	.795	.775				
F-Throws made per game	19.4	18.6				
REBOUNDS	162	173				
Rebounds per game	32.4	34.6				
Rebounding margin	-2.2	-				
ASSISTS	61	71				
Assists per game	12.2	14.2				
TURNOVERS	67	65				
Turnovers per game	13.4	13.0				
Turnover margin	-0.4	-				
Assist/turnover ratio	0.9	1.1				
STEALS	33	36				
Steals per game	6.6	7.2				
BLOCKS	11	13				
Blocks per game	2.2	2.6				
ATTENDANCE	0	61972				
Home games-Avg/Game	0-0	0-0				
Neutral site-Avg/Game	-	5-12394				

* = Big 12 Conference
= Big 12 Basketball Championships (Kansas City, Mo.)
^ = iBN Sports Las Vegas Classic

Score by Periods	1st	2nd	Totals
Colorado	172	229	401
Opponents	184	214	398

**2010-2011 Colorado Men's Basketball
Colorado Combined Team Statistics (as of Mar 11, 2011)
last 5 games**

RECORD:	OVERALL	HOME	AWAY	NEUTRAL
ALL GAMES	3-2	1-0	0-1	2-1
CONFERENCE	1-1	1-0	0-1	0-0
NON-CONFERENCE	2-1	0-0	0-0	2-1

##	Player	gp-gs	min	avg	Total		3-Point		F-Throw		Rebounds			pf	dq	a	to	blk	stl	pts	avg	
					fg-fga	fg%	3fg-fga	3fg%	ft-fta	ft%	off	def	tot									avg
10	Burks, Alec	5-5	175	35.0	37-78	.474	3-16	.188	35-43	.814	15	22	37	7.4	9	0	24	11	3	7	112	22.4
11	Higgins, Cory	5-5	169	33.8	27-63	.429	3-12	.250	20-25	.800	2	12	14	2.8	9	0	9	9	0	3	77	15.4
05	Relphorde, Marcus	5-5	142	28.4	22-47	.468	11-21	.524	13-13	1.000	6	18	24	4.8	15	0	9	15	1	7	68	13.6
24	Knutson, Levi	5-1	137	27.4	22-42	.524	15-24	.625	4-4	1.000	1	11	12	2.4	8	0	5	1	0	0	63	12.6
21	Roberson, Andre	5-0	134	26.8	15-28	.536	1-4	.250	6-10	.600	19	32	51	10.2	16	2	5	4	9	7	37	7.4
01	Tomlinson, Nate	5-4	96	19.2	7-11	.636	5-9	.556	2-4	.500	1	7	8	1.6	5	0	13	8	1	4	21	4.2
33	Dufault, Austin	5-5	88	17.6	8-18	.444	0-5	.000	2-5	.400	4	9	13	2.6	17	0	0	4	2	0	18	3.6
02	Sharpe, Shannon	5-0	34	6.8	2-8	.250	0-1	.000	0-0	.000	0	4	4	0.8	0	0	3	1	0	0	4	0.8
14	Coney, Javon	3-0	12	4.0	1-2	.500	0-0	.000	0-0	.000	1	0	1	0.3	3	0	0	0	1	0	2	0.7
03	Beckley, Trent	2-0	5	2.5	1-2	.500	0-0	.000	0-0	.000	0	0	0	0.0	3	0	0	0	0	0	2	1.0
32	Mills, Ben	2-0	8	4.0	0-0	.000	0-0	.000	0-2	.000	1	1	2	1.0	0	0	0	0	0	0	0	0.0
Team											2	5	7									
Total.....		5	1000		142-299	.475	38-92	.413	82-106	.774	52	121	173	34.6	85	2	68	53	17	28	404	80.8
Opponents.....		5	1000		141-307	.459	36-101	.356	74-102	.725	63	117	180	36.0	89	-	75	63	15	29	392	78.4

TEAM STATISTICS	CU	OPP	Date	Opponent	Score	Att.
SCORING	404	392	* 03/02/11	at Iowa State	L 90-95	10679
Points per game	80.8	78.4	* 03/05/11	NEBRASKA	W 67-57	11112
Scoring margin	+2.4	-	# 03/09/11	vs Iowa State	W 77-75	18910
FIELD GOALS-ATT	142-299	141-307	# 03/10/11	vs Kansas State	W 87-75	18910
Field goal pct	.475	.459	# 03/11/11	vs Kansas	L 83-90	18910
3 POINT FG-ATT	38-92	36-101				
3-point FG pct	.413	.356				
3-pt FG made per game	7.6	7.2				
FREE THROWS-ATT	82-106	74-102				
Free throw pct	.774	.725				
F-Throws made per game	16.4	14.8				
REBOUNDS	173	180				
Rebounds per game	34.6	36.0				
Rebounding margin	-1.4	-				
ASSISTS	68	75				
Assists per game	13.6	15.0				
TURNOVERS	53	63				
Turnovers per game	10.6	12.6				
Turnover margin	+2.0	-				
Assist/turnover ratio	1.3	1.2				
STEALS	28	29				
Steals per game	5.6	5.8				
BLOCKS	17	15				
Blocks per game	3.4	3.0				
ATTENDANCE	11112	67409				
Home games-Avg/Game	1-11112	1-10679				
Neutral site-Avg/Game	-	3-18910				

* = Big 12 Conference
= Big 12 Basketball Championships (Kansas City, Mo.)
^ = iBN Sports Las Vegas Classic

Score by Periods	1st	2nd	Totals
Colorado	170	234	404
Opponents	176	216	392

**2010-2011 Colorado Men's Basketball
Colorado Combined Team Statistics (as of Mar 12, 2011)
Big 12 Trny**

RECORD:	OVERALL	HOME	AWAY	NEUTRAL
ALL GAMES	2-1	0-0	0-0	2-1
CONFERENCE	0-0	0-0	0-0	0-0
NON-CONFERENCE	2-1	0-0	0-0	2-1

##	Player	gp-gs	min	avg	Total		3-Point		F-Throw		Rebounds					pf	dq	a	to	blk	stl	pts	avg
					fg-fga	fg%	3fg-fga	3fg%	ft-fta	ft%	off	def	tot	avg									
10	Burks, Alec	3-3	106	35.3	25-48	.521	2-8	.250	24-28	.857	11	15	26	8.7	7	0	17	9	2	6	76	25.3	
11	Higgins, Cory	3-3	99	33.0	18-39	.462	2-7	.286	12-15	.800	1	6	7	2.3	6	0	4	7	0	2	50	16.7	
24	Knutson, Levi	3-0	79	26.3	12-24	.500	8-15	.533	2-2	1.000	1	5	6	2.0	3	0	2	1	0	0	34	11.3	
21	Roberson, Andre	3-0	84	28.0	11-18	.611	1-2	.500	6-9	.667	12	22	34	11.3	11	2	2	3	4	3	29	9.7	
05	Relphorde, Marcus	3-3	79	26.3	9-19	.474	3-8	.375	7-7	1.000	1	11	12	4.0	10	0	6	12	1	3	28	9.3	
01	Tomlinson, Nate	3-3	58	19.3	4-5	.800	4-5	.800	0-1	.000	1	4	5	1.7	3	0	9	5	1	3	12	4.0	
33	Dufault, Austin	3-3	53	17.7	5-10	.500	0-4	.000	2-5	.400	4	6	10	3.3	11	0	0	4	0	0	12	4.0	
02	Sharpe, Shannon	3-0	22	7.3	2-7	.286	0-0	.000	0-0	.000	0	2	2	0.7	0	0	2	0	0	0	4	1.3	
14	Coney, Javon	2-0	10	5.0	1-1	1.000	0-0	.000	0-0	.000	0	0	0	0.0	3	0	0	0	1	0	2	1.0	
32	Mills, Ben	2-0	8	4.0	0-0	.000	0-0	.000	0-2	.000	1	1	2	1.0	0	0	0	0	0	0	0	0.0	
03	Beckley, Trent	1-0	2	2.0	0-0	.000	0-0	.000	0-0	.000	0	0	0	0.0	2	0	0	0	0	0	0	0.0	
Team											1	4	5										
Total.....		3	600		87-171	.509	20-49	.408	53-69	.768	33	76	109	36.3	56	2	42	41	9	17	247	82.3	
Opponents.....		3	600		83-194	.428	21-63	.333	53-67	.791	45	61	106	35.3	58	-	43	34	11	22	240	80.0	

TEAM STATISTICS	CU	OPP	Date	Opponent	Score	Att.
SCORING	247	240	# 03/09/11	vs Iowa State	W 77-75	18910
Points per game	82.3	80.0	# 03/10/11	vs Kansas State	W 87-75	18910
Scoring margin	+2.3	-	# 03/11/11	vs Kansas	L 83-90	18910
FIELD GOALS-ATT	87-171	83-194	* = Big 12 Conference			
Field goal pct	.509	.428	# = Big 12 Basketball Championships (Kansas City, Mo.)			
3 POINT FG-ATT	20-49	21-63	^ = iBN Sports Las Vegas Classic			
3-point FG pct	.408	.333				
3-pt FG made per game	6.7	7.0				
FREE THROWS-ATT	53-69	53-67				
Free throw pct	.768	.791				
F-Throws made per game	17.7	17.7				
REBOUNDS	109	106				
Rebounds per game	36.3	35.3				
Rebounding margin	+1.0	-				
ASSISTS	42	43				
Assists per game	14.0	14.3				
TURNOVERS	41	34				
Turnovers per game	13.7	11.3				
Turnover margin	-2.3	-				
Assist/turnover ratio	1.0	1.3				
STEALS	17	22				
Steals per game	5.7	7.3				
BLOCKS	9	11				
Blocks per game	3.0	3.7				
ATTENDANCE	0	56730				
Home games-Avg/Game	0-0	0-0				
Neutral site-Avg/Game	-	3-18910				

Score by Periods	1st	2nd	Totals
Colorado	100	147	247
Opponents	110	130	240


Colorado (21-13)
Men's Basketball National Ranking Summary
Thru Games 03/13/2011

[Back to team selections](#)[Big 12 - All Teams](#)

Category	Rank	Actual	National Leader	Actual
Won-Lost Percentage (336 ranked)	97	61.8	Kansas Ohio St. San Diego St.	94.1 94.1 94.1
Scoring Offense (336 ranked)	12	79.6	VMI	87.9
Scoring Defense (336 ranked)	293	73.7	Stephen F. Austin	56.7
Scoring Margin (336 ranked)	78	5.9	Belmont	18.4
Field-Goal Percentage (336 ranked)	23	47.1	Kansas	51.4
Field-Goal Percentage Defense (336 ranked)	251	44.7	Florida St.	36.4
Three-Point Field Goals Per Game (336 ranked)	180	6.0	VMI	11.3
Three-Point Field-Goal Percentage (336 ranked)	39	37.8	Northern Ariz.	42.5
Three Pt FG Defense (336 ranked)	289	36.7	Stephen F. Austin	28.4
Free-Throw Percentage (336 ranked)	5	77.9	Wisconsin	82.4
Rebound Margin (336 ranked)	106	2.4	Old Dominion	12.2
Assists Per Game (336 ranked)	128	13.5	Duquesne	18.0
Assist Turnover Ratio (336 ranked)	70	1.13	Wisconsin	1.78
Blocked Shots Per Game (336 ranked)	211	3.0	Northwestern St.	7.0
Steals Per Game (336 ranked)	113	6.8	Duquesne	9.8
Turnovers Per Game (336 ranked)	44	11.9	Wisconsin	7.4
Turnover Margin (336 ranked)	51	1.9	Duquesne	7.1
Personal Fouls Per Game (336 ranked)	175	18.9	Ohio St.	14.3

Category	Player	Rank	Actual	National Leader	Actual
Points Per Game (250 ranked)	Alec Burks	22	20.1	Jimmer Fredette, BYU	28.5
	Cory Higgins	155	15.8		
Field-Goal Percentage (250 ranked)	Alec Burks	141	45.6	Kenneth Faried, Morehd	64.4
	Cory Higgins	189	43.2		
Three-Point Field Goals Per Game (250 ranked)	Levi Knutson	158	2.1	Kevin Foster, SCLara	3.5
Three-Point Field-Goal Percentage (250 ranked)				Jon Diebler, OhioSt	50.0
Free-Throw Percentage (250 ranked)	Cory Higgins	27	87.6	Chris Warren, Miss.	93.3
	Alec Burks	104	82.3		
Rebounds Per Game (250 ranked)	Andre Roberson	107	7.8	Kenneth Faried, Morehd	14.5
Assists Per Game (250 ranked)				Aaron Johnson, UAB	7.7
Blocked Shots Per Game (250 ranked)	Andre Roberson	220	1.1	William Mosley, NW La	4.9
Steals Per Game (250 ranked)	Andre Roberson	224	1.4	Anthony Nelson, Niagra	3.4
Double Doubles (30 ranked)				Kenneth Faried, Morehd	27.0
Triple Doubles (30 ranked)				Devin Gibson, UTSA	2.0
				Terrell Holloway, Xavier	2.0
Assist Turnover Ratio (250 ranked)				Jordan Taylor, Wis.	4.2

2011 NATIONAL INVITATION TOURNAMENT®



© Copyright 2011 NIT, L.L.C.

All Games Eastern Time // HOME TEAM IN BOLD AND CAPS